

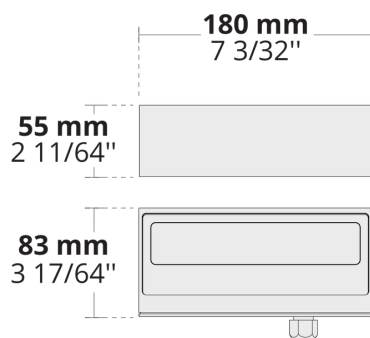
DOGO Forward

LW6048.575-EN

IK08 IP65 



QUICK-SHIP



[SLFW]

Special linear,
Forward throw -
85x90°

Variants

Light distribution	[SLFW] 85x90°
Nominal LED lumens flux	1270 - 1400 lm
Nominal LED power	8 W (350 mA)
Rated luminaire lumens flux	993 - 1094 lm
Rated luminaire power	10 W
Colour temperature	3000 K CRI 80, 4000 K CRI 70
BUG rating	B0-U0-G1
Lifetime L90B50 (hour)	>42,000
Lifetime L80B50 (hour)	>42,000

Options

Control	On/Off
Input voltage	220-240V 50/60Hz
Insulation class	Class I
Product colours	

Extras








Finishing options	Marine grade coating
Mounting options	Extra surface mounting adaptor for a flat wall

Technical information

Mounting	Surface or wall mountable
Housing	Corrosion resistant, marine grade aluminum housing
Finishing	Chromate conversion pretreatment followed by electrostatic powder coating
Fasteners	Stainless steel (grade 304)
Gasket	Silicone
Lens / Reflector	High reflectance aluminium coating, multifaceted micro reflector
Glass / Diffusor	Tempered safety glass
Impact protection	IK08
Ingress protection	IP65
Weight	1.1 kg
LED module	High power LEDs on metal-core PCB
Driver	Internal LED driver
Driver surge protection	1/1 kV
Power factor	> 0.90
Through wiring	Single cable entry
Operating temperature	-20...50°C
Cable	0.2 m of flexible cable
Notes	QUICK-SHIP: Some variants will be delivered faster. On/Off, 220-240V 50/60Hz, Class I, HM3 Anthracite grey (Textured)

Project name		Type		Quantity	
Date		Note			
LW6048.575-EN- _____					

Light distribution	Drive current (LED power)	Colour temperature	Control	Input voltage
[SLFW] Special linear, Forward throw - 85x90°	[350] 8 W (350 mA)	[830] 3000 K CRI 80 [740] 4000 K CRI 70	[ONOFF] On/Off	[EN] 220-240V 50/60Hz

Insulation class	Product colours	Extras
[C1] Class I	[HM1]  Black (Textured)	Finishing options
	[HM2]  Dark grey (Textured)	[MG] Marine grade coating
	[HM3]  Anthracite grey (Textured)	Mounting options
	[HM4]  Light grey (Textured)	[ESMA] Extra surface mounting adaptor for a flat wall
	[HM5]  White (Textured)	
	[HM6]  Bronze (Textured)	
	[CC]  Custom Colour (Please specify RAL code)	