**SHENZHEN XIEZHEN ELECTRONICS CO.,LTD.**

Add: Floor 2 Building E Taohuayuan
Smart and Innovation Park Bao'an Shenzhen, China
Tel: +86 755-27819400
Mail: sales@cupower.com
Fax: +86 755-27819401

**CUPOWER EUROPE GMBH**

Add: Ahornweg 5a, 58675 Hemer, Germany
Mail: sales@cupower.com
Europe: +49 2372 568 75 62

cupower

PRODUCT CATALOG 2023

www.cupower.com

# CUPOWER

THE RIGHT CHOICE !

PROFESSIONAL · PROFICIENT · PROMINENT

# CONTENT

## Company Profile


About Us 01-02

Company Milestones 03-04

Our competences 05-06

Certifications 07

Technologies We Offer 08

Production and Testing Facilities 09-10

Global Setup 11-12

Product Applications 13-14

Product Specifications 15-26


## EU Market


EU SELV Linear Dimming Series 27-28

SELV DALI DT8 Series 29-30

SELV DALI DT6 Series 31-32

EU SELV Linear Non-dimming Series 33-34

SELV NFC Series 35-36

SELV DIP Series 37-38

EU Non-SELV Linear Dimming Series 39-40

Non-SELV DALI DT8 Series 41-42

Non-SELV DALI DT6 Series 43

Non-SELV Industrial-grade DALI Series 44

Non-SELV 1-10V Dimming Series 45

EU Non-SELV Linear Non-dimming Series 47-48

Non-SELV Industrial-grade NFC Series 49

Non-SELV NFC Series 50

Non-SELV DIP Series 51

Non-SELV Color Temperature Series 52

EU SELV Compact Dimming Series 53-54

DALI DT8 Series 55-56

DALI DT6 Flash Series 57

DALI DT6 Independent Series 58

DALI DT6 Loop Through Series 59

DALI Removable Terminal Blocks Series 60

RD DALI DT6 Series 61

RD DALI DT8 Series 62

RD 0/1-10V Series 63

1-10V Dimming Series 64

EU SELV Compact Non-dimming Series 65-66

Loop Through QH Series 67-68

Loop Through QK Series 69-70

Mini Flicker Free Series 71

High Power Factor Flicker Free Series 72

Low Power Factor Flicker Free Series 73

Low Power Factor Flicker Free Series 74

EU Constant Voltage Series 75-76

Constant Voltage DT6 Series 77-78

Constant Voltage DT8 Series 79-80

Constant Voltage Bluetooth Series 81-82

Constant Voltage Zigbee Series 83-84

Constant Voltage 0/1-10V Series 85-86

Constant Voltage ON/OFF Series 87-88

Constant Voltage ON/OFF Series 89

Constant Voltage Magnet Track Series 90

Wireless IoT Series 91-92

Wireless Dimming Series 93

Wireless Dimming and CCT Series 94

Wireless Dimming and CCT Series 95-96

Non-SELV Wireless Dimming Driver 97

DALI Control Series 99

DALI Bus Power Supply 100


## US Market


US SELV Dimming Series 101-102

SELV Linear DALI DT6 Series 103

Wireless Series 104

SELV Compact NFC Series 105

SELV Linear Series 106-107

SELV Linear Series 108-109

Troffer Series 110-111

Direct Panel Light Series 112-113

Indirect Panel Light Series 114-116

US Non-SELV Dimming Series 117-118

Non-SELV Linear Series 119-120

PRODUCT CODING 121-122

About Us

# About Us

Shenzhen Xiezhen Electric Co., Ltd. founded in 2009, a national high-tech enterprise specialized in power solutions.

Offering over 200 types of products including lighting power supplies, industrial power supplies, lighting control systems, inverters, EMS and etc,.

Headquartered in Shenzhen, main production center in Chenzhou, Hunan, 3 R&D centers in Shanghai, Chongqing and Shenzhen. With sales offices in North America, Europe and Greater China, providing high quality and good value products and services to customers from more than 60 countries.

We adhere to quality and integrity to provide customers with high-quality products.

Company Milestones

# Company Milestones

**2009**

Shenzhen Xiezhen Electronics Co.,Ltd.was founded.

**2011**

Launched UL product TA/TP sereis.

**2014**

Global marketing strategy with product roadmap.

**2015**

Oversea Sales Department was founded.

**2016**

Offical release of smart drivers PWC/CSP/LD series.

**2017**

Hunan production site was founded with auto production system.

**2018**

Launched first NFC driver SZ series.

**2019**

Shanghai RD Center and Chongqing RD center was founded.

**2020**

New Energy Department founded, US/EU/Zhongshan Branch founded.

**2021**

National High-tech Enterprise Certified.

**2022**

Xiezhen Electric founded with First D4i in China.

Our competences

# Our competences

## 14 year LED drivers

14 years of deep cultivation in power supply.
First-class product supplier and service provider.

## 65 countries

Based on the domestic market, oriented towards the global market. Xiezhen Electronics has deepened and expanded its business in over 60 countries and regions worldwide.

## 3 Super R&D Centers

Shenzhen/Shanghai/Chongqing - three R&D centers Building a talent base to enhance product competitiveness.

# Certifications

Xiezhen gains quality management approval of ISO9001:2015 and environment management approval of ISO14001.

All kinds of products have passed authoritative certifications such as RoHS、UL、CUL、FCC、TUV、CB、SAA、RCM、CE、CCC、ENEC and etc.

We have over 30 utility model patents, design patents and invention patents, and more than 30 trademark copyrights in China, America and Europe.

## Enterprise Certifications

## Qualification Certifications

## Patents & Copyrights

# Technologies We Offer

### DALI-2

The DALI-2 certification program is based on the DALI-2 testing specifications created by the Digital Illumination Interface Alliance (DIIA). These testing specifications are derived from relevant parts of IEC 62386, international DALI standards, or new specifications developed by the DIIA.

### NFC

NFC Forum certification testing primarily covers digital protocol, radio frequency analog, logical link control protocol (LLCP), and simple NDEF exchange protocol (SNEP). Certified products encompass various types of devices supporting NFC functionality.

### D4i

D4i, the new DALI logo for smart and IoT lamps, is an extension of DALI-2 certification, designed to support smart IoT lamps. On the basis of DALI-2 lighting control, it adds support for data-related functions , including data collection and analysis for lighting assets, energy and diagnostics.

### ZigBee

ZigBee technology is an advanced, low-power, low-cost, low-complexity, highly secure, and mesh network-supporting bidirectional wireless communication technology.

### Bluetooth

Bluetooth technology is a widely adopted short-range wireless transmission standard used globally. Through Bluetooth bridging, it enables convenient data exchange and communication among various electronic devices.

### Wi-Fi

Wi-Fi is a brand certification created by the Wi-Fi Alliance. It is a WLAN technology established with the IEEE802.11 standard. It is currently the benchmark for WLAN in the world.

- US/EU/Asia/India versions with，UL / ENEC / CCC / BIS approvals
- Universal input voltages
- Multiple form factors
- Independent, built-in, and PCB driver versions
- Indoor IP20
- NFC, DIP switch, multi terminal current selection
- 0/1-10V / 1-10V / DALI-2 / D4i dimming
- Wireless control via Bluetooth / Zigbee/Wi-Fi
- Full customization possibilities

Production and Testing Facilities

# Production and Testing Facilities

**2017**
Hunan factory was established in 2007

**24000**
Factory area: 24,000m²

**27,000,000**
Annual production capacity of 27 million PCS

**600+**
Over 600 employees



Global Setup

# Global Setup

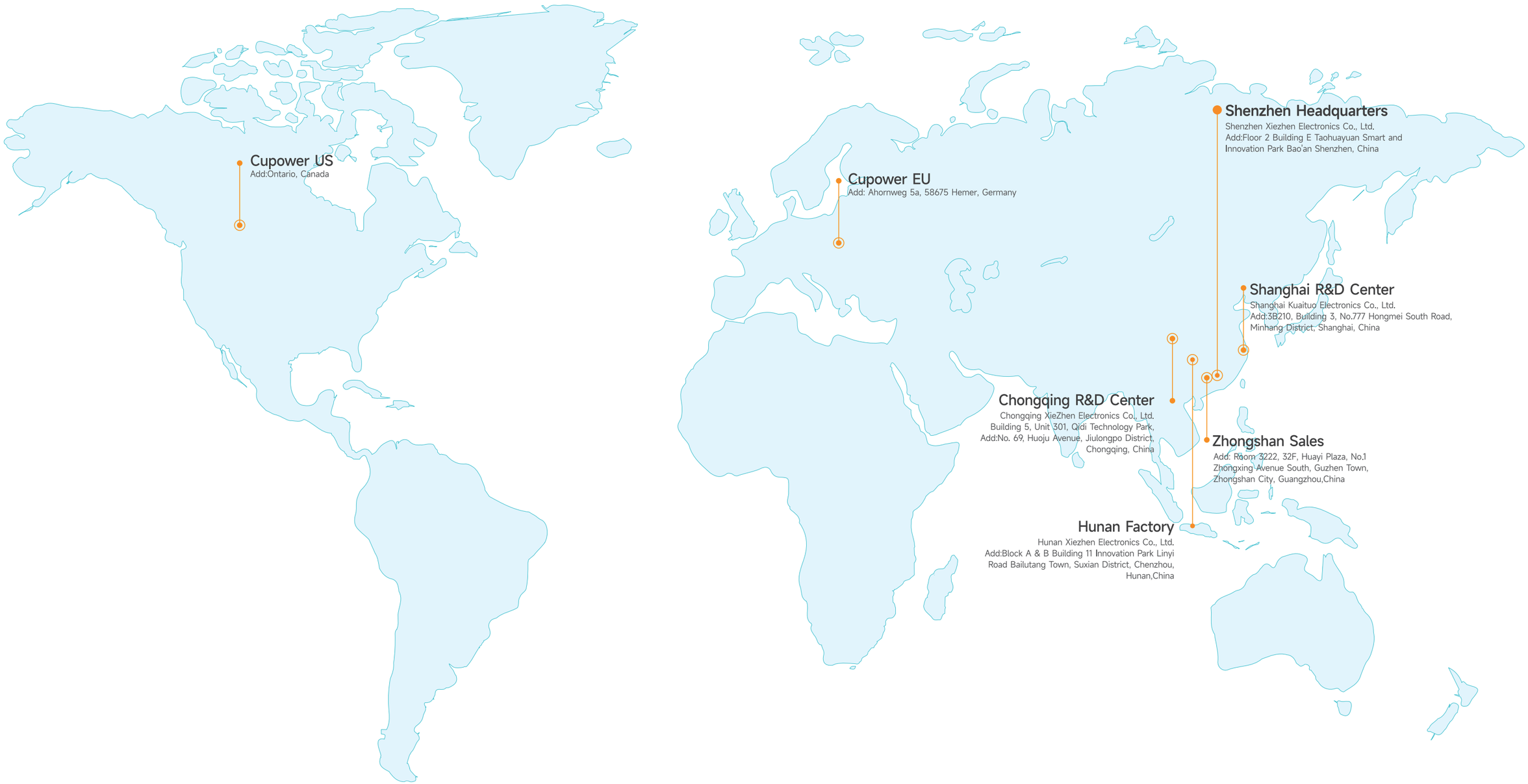

Product Applications

# Product Applications

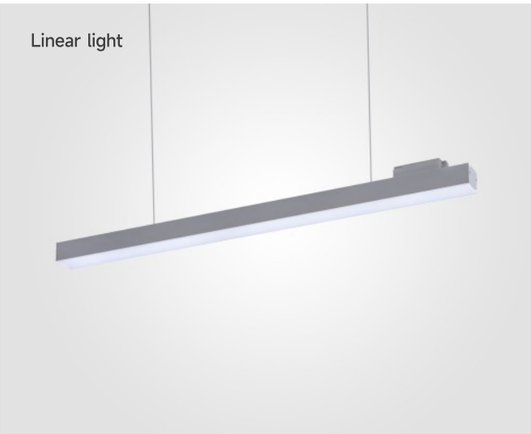





# Product Specifications

## EU SELV Linear Dimming Series ▶

### SELV DALI DT8 Series

Page 29-30

| Model No. | Power | Input voltage | Output voltage | Output current | Efficiency @full load | Dimensions (mm) |
|---|---|---|---|---|---|---|
| ID LCCB 35/230/150-1050 DT8 NFC FV1 | 35W | 220-240VAC 220-240VDC | 15-54V | 150-1050mA | 87% | L278*W30*H16 |
| ID LCCB 50/230/350-1400 DT8 NFC FV1 | 50W | 220-240VAC 220-240VDC | 15-54V | 350-1400mA | 88% | L360*W30*H16 |
| ID LCCB 75/230/500-1800 DT8 NFC FV1 | 75W | 220-240VAC 220-240VDC | 15-54V | 500-1800mA | 90% | L360*W30*H16 |
| ID LCCB 100/230/800-2400 DT8 NFC FV1 | 100W | 220-240VAC 220-240VDC | 15-54V | 800-2400mA | 90% | L420*W30*H16 |

### SELV DALI DT6 Series

Page 31-32

| Model No. | Power | Input voltage | Output voltage | Output current | Efficiency @full load | Dimensions (mm) |
|---|---|---|---|---|---|---|
| ID LCCB 35/230/100-850 DALI NFC FV1 | 35W | 220-240VAC 220-240VDC | 15-54V | 100-850mA | 88% | L278*W30*H16 |
| ID LCCB 40/230/250-1050 DALI NFC FV1 | 40W | 220-240VAC 220-240VDC | 15-54V | 250-1050mA | 88% | L278*W30*H16 |
| ID LCCB 50/230/350-1400 DALI NFC FV1 | 50W | 220-240VAC 220-240VDC | 15-54V | 350-1400mA | 89% | L278*W30*H16 |
| ID LCCB 60/230/500-1650 DALI NFC FV1 | 60W | 220-240VAC 220-240VDC | 15-54V | 500-1650mA | 90% | L278*W30*H16 |
| ID LCCB 75/230/700-2000 DALI NFC FV1 | 75W | 220-240VAC 220-240VDC | 15-54V | 700-2000mA | 90% | L360*W30*H16 |
| ID LCCB 100/230/900-2200 DALI NFC FV1 | 100W | 220-240VAC 220-240VDC | 15-54V | 900-2200mA | 90% | L405*W30*H16 |

## EU SELV Linear Non-dimming Series ▶

### SELV NFC Series

Page 35-36

| Model No. | Power | Input voltage | Output voltage | Output current | Efficiency @full load | Dimensions (mm) |
|---|---|---|---|---|---|---|
| ID LCCB 35/230/100-850 NFC FV1 | 35W | 220-240VAC | 15-54V | 100-850mA | 87% | L278*W30*H21 |
| ID LCCB 50/230/350-1400 NFC FV1 | 50W | 220-240VAC | 15-54V | 350-1400mA | 88% | L278*W30*H21 |
| ID LCCB 75/230/700-2000 NFC FV1 | 75W | 220-240VAC | 15-54V | 700-2000mA | 88% | L302*W30*H21 |
| ID LCCB 100/230/900-2200 NFC FV1 | 100w | 220-240VAC | 15-54V | 900-2200mA | 89% | L358*W30*H21 |

### SELV DIP Series

Page 37-38

| Model No. | Power | Input voltage | Output voltage | Output current | Efficiency @full load | Dimensions (mm) |
|---|---|---|---|---|---|---|
| ID LCCB 35/230/350-700 DIP FV1 | 35W | 220-240VAC 220-240VDC | 15-54V | 350-700mA | 87% | L278*W30*H21 |
| ID LCCB 35/230/500-850 DIP FV1 | 35W | 220-240VAC 220-240VDC | 15-54V | 500-850mA | 87% | L278*W30*H21 |
| ID LCCB 50/230/750-1100 DIP FV1 | 50W | 220-240VAC 220-240VDC | 15-54V | 750-1100mA | 88% | L278*W30*H21 |
| ID LCCB 50/230/1050-1400 DIP FV1 | 50W | 220-240VAC 220-240VDC | 15-54V | 1050-1400mA | 88% | L278*W30*H21 |
| ID LCCB 75/230/1300-1650 DIP FV1 | 75W | 220-240VAC 220-240VDC | 15-54V | 1300-1650mA | 88% | L302*W30*H21 |
| ID LCCB 75/230/1650-2000 DIP FV1 | 75W | 220-240VAC 220-240VDC | 15-54V | 1650-2000mA | 88% | L302*W30*H21 |
| ID LCCB 100/230/1850-2200 DIP FV1 | 100W | 220-240VAC 220-240VDC | 15-54V | 1850-2200mA | 89% | L358*W30*H21 |





## EU Non-SELV Linear Dimming Series ▶

### Non-SELV DALI DT8 Series

Page 41-42

| Model No. | Power | Input voltage | Output voltage | Output current | Efficiency @full load | Dimensions (mm) |
|---|---|---|---|---|---|---|
| ID LCCB 36/230/075-400 DT8 NFC FV1 | 36W | 220-240VAC 220-240VDC | 50-240V | 75-400mA | 90% | L278*W30*H16 |
| ID LCCB 75/230/150-700 DT8 NFC FV1 | 75W | 220-240VAC 220-240VDC | 50-240V | 150-700mA | 92% | L360*W30*H16 |
| ID LCCB 100/230/200-1050 DT8 NFC FV1 | 100W | 220-240VAC 220-240VDC | 50-220V | 200-1050mA | 93% | L405*W30*H16 |

### Non-SELV DALI DT6 Series

Page 43

| Model No. | Power | Input voltage | Output voltage | Output current | Efficiency @full load | Dimensions (mm) |
|---|---|---|---|---|---|---|
| ID LCCB 36/230/050-400 DALI NFC FV1 | 36W | 220-240VAC 220-240VDC | 57-137V | 50-400mA | 92% | L278*W30*H16 |
| ID LCCB 75/230/050-400 DALI NFC FV1 | 75W | 220-240VAC 220-240VDC | 50-220V | 50-400mA | 92% | L278*W30*H16 |
| ID LCCB 100/230/200-700 DALI NFC FV1 | 100W | 220-240VAC 220-240VDC | 50-220V | 200-700mA | 93% | L360*W30*H16 |

### Non-SELV Industrial-grade DALI Series

Page 44

| Model No. | Power | Input voltage | Output voltage | Output current | Efficiency @full load | Dimensions (mm) |
|---|---|---|---|---|---|---|
| ID LCCB 75/230/125-550 DALI NFC IND FV1 | 75W | 220-240VAC 220-240VDC | 64-290V | 125-550mA | 93% | L358*W30*H21 |
| ID LCCB 100/230/200-700 DALI NFC IND FV1 | 100W | 220-240VAC 220-240VDC | 64-290V | 200-700mA | 94% | L358*W30*H21 |
| ID LCCB 150/230/200-900 DALI NFC IND FV1 | 150W | 220-240VAC 220-240VDC | 64-290V | 200-900mA | 94% | L358*W30*H21 |
| ID LCCB 300/230/250-1600 DALI NFC IND FV1 | 300W | 220-240VAC 220-240VDC | 64-290V | 250-1600mA | 95% | L480*W30*H21 |

### Non-SELV 1-10V Dimming Series

Page 45

| Model No. | Power | Input voltage | Output voltage | Output current | Efficiency @full load | Dimensions (mm) |
|---|---|---|---|---|---|---|
| ID LCCB 36/230/200-400 1-10V FV2 | 36W | 220-240VAC 220-240VDC | 50-137V | 200-400mA | 91% | L193*W30*H21 |
| ID LCCB 75/230/200-400 1-10V FV2 | 75W | 220-240VAC 220-240VDC | 50-220V | 200-400mA | 92% | L278*W30*H21 |
| ID LCCB 100/230/400-700 1-10V FV2 | 100W | 220-240VAC 220-240VDC | 50-220V | 400-700mA | 93% | L278*W30*H21 |

## EU Non-SELV Linear Non-dimming Series ▶

### Non-SELV Industrial-grade NFC Series

Page 49

| Model No. | Power | Input voltage | Output voltage | Output current | Efficiency @full load | Dimensions (mm) |
|---|---|---|---|---|---|---|
| ID LCCB 75/230/125-550 NFC IND FV1 | 75W | 220-240VAC 220-240VDC | 64-290V | 125-550mA | 93% | L278*W30*H21 |
| ID LCCB 100/230/200-700 NFC IND FV1 | 100W | 220-240VAC 220-240VDC | 64-290V | 200-700mA | 94% | L358*W30*H21 |
| ID LCCB 150/230/200-900 NFC IND FV1 | 150W | 220-240VAC 220-240VDC | 64-290V | 200-900mA | 94% | L358*W30*H21 |
| ID LCCB 300/230/250-1600 NFC IND FV1 | 300W | 220-240VAC 220-240VDC | 64-290V | 250-1600mA | 95% | L480*W30*H21 |

### Non-SELV NFC Series

Page 50

| Model No. | Power | Input voltage | Output voltage | Output current | Efficiency @full load | Dimensions (mm) |
|---|---|---|---|---|---|---|
| ID LCCB 36/230/120-400 NFC FV1 | 36W | 220-240VAC 220-240VDC | 50-137V | 120-400mA | 91% | L193*W30*H21 |
| ID LCCB 75/230/120-400 NFC FV1 | 75W | 220-240VAC 220-240VDC | 50-220V | 120-400mA | 92% | L278*W30*H21 |
| ID LCCB 100/230/250-700 NFC FV1 | 100W | 220-240VAC 220-240VDC | 50-220V | 250-700mA | 93% | L278*W30*H21 |

# EU Non-SELV Linear Non-dimming Series

## Non-SELV DIP Series

Page 51

| Model No. | Power | Input voltage | Output voltage | Output current | Efficiency @full load | Dimensions (mm) |
|---|---|---|---|---|---|---|
| ID LCCB 36/230/200-400 DIP FV1 | 36W | 220-240VAC 220-240VDC | 50-137V | 200-400mA | 91% | L193*W30*H21 |
| ID LCCB 75/230/200-400 DIP FV1 | 75W | 220-240VAC 220-240VDC | 50-220V | 200-400mA | 92% | L278*W30*H21 |
| ID LCCB 100/230/400-700 DIP FV1 | 100W | 220-240VAC 220-240VDC | 50-220V | 400-700mA | 93% | L278*W30*H21 |

## Non-SELV Color Temperature Series

Page 52

| Model No. | Power | Input voltage | Output voltage | Output current | Efficiency @full load | Dimensions (mm) |
|---|---|---|---|---|---|---|
| XZ-LK20B-600XXX-T | 20W | 220-240VAC | 25-60V | 200-350mA | 89% | L177*W30*H21 |
| XZ-LK40B-121XXX-T | 40W | 220-240VAC | 52-120V | 200-350mA | 90% | L177*W30*H21 |
| XZ-LK60B-171XXX-T | 60W | 220-240VAC | 90-175V | 200-350mA | 91% | L193*W30*H21 |

# EU SELV Compact Dimming Series

## DALI DT8 Series

Page 55-56

| Model No. | Power | Input voltage | Output voltage | Output current | Efficiency @full load | Dimensions (mm) |
|---|---|---|---|---|---|---|
| ID CCCB 20/230/150-500 DT8 NFC FV1 | 20W | 220-240VAC 220-240VDC | 10-48V | 150-500mA | 85% | L109*W43*H21 |
| ID CCCB 30/230/350-850 DT8 NFC FV1 | 30W | 220-240VAC 220-240VDC | 10-54V | 350-850mA | 88% | L135*W56.5*H21 |
| ID CCCB 44/230/500-1050 DT8 NFC FV1 | 44W | 220-240VAC 220-240VDC | 10-54V | 500-1050mA | 89% | L135*W56.5*H21 |
| ID CCCB 60/230/700-1500 DT8 NFC FV1 | 60W | 220-240VAC 220-240VDC | 10-54V | 700-1500mA | 90% | L135*W70*H21 |

## DALI DT6 Flash Series

Page 57

| Model No. | Power | Input voltage | Output voltage | Output current | Efficiency @full load | Dimensions (mm) |
|---|---|---|---|---|---|---|
| ID CCCB 40/230/150-1050 DALI NFC FV1 | 40W | 220-240VAC 220-240VDC | 5-52V | 150-1050mA | 89% | L150*W29*H21 |

## DALI DT6 Independent Series

Page 58

| Model No. | Power | Input voltage | Output voltage | Output current | Efficiency @full load | Dimensions (mm) |
|---|---|---|---|---|---|---|
| ID CCCI 15/230/100-450 DALI FV1 | 15W | 220-240VAC 220-240VDC | 2.5-52V | 100-450mA | 85% | L145*W33*H21 |
| ID CCCI 30/230/400-750 DALI FV1 | 30W | 220-240VAC 220-240VDC | 2.5-52V | 400-750mA | 88% | L160*W43*H21 |

## DALI DT6 Loop Through Series

Page 59

| Model No. | Power | Input voltage | Output voltage | Output current | Efficiency @full load | Dimensions (mm) |
|---|---|---|---|---|---|---|
| ID CCCI 40/230/300-1050 DALI DIP FV1 | 40W | 220-240VAC 220-240VDC | 25-40V | 300-1050mA | 89% | L170*W65*H30 |
| ID CCCI 44/230/300-1050 DALI FV1 | 44W | 220-240VAC 220-240VDC | 6-52V | 300-1050mA | 88% | L170*W65*H30 |

## DALI Removable Terminal Blocks Series

Page 60

| Model No. | Power | Input voltage | Output voltage | Output current | Efficiency @full load | Dimensions (mm) |
|---|---|---|---|---|---|---|
| ID CCCB 28/230/150-700 DALI FV1 | 28W | 220-240VAC 220-240VDC | 6-52V | 150-700mA | 87% | L97*W43*H30 |
| ID CCCB 40/230/300-1050 DALI FV1 | 40W | 220-240VAC 220-240VDC | 6-52V | 300-1050mA | 87% | L97*W43*H30 |
| ID CCCB 44/230/300-1050 DALI FV1 | 44W | 220-240VAC 220-240VDC | 6-52V | 300-1050mA | 87% | L97*W43*H30 |





## RD DALI DT6 Series

Page 61

| Model No. | Power | Input voltage | Output voltage | Output current | Efficiency @full load | Dimensions (mm) |
|---|---|---|---|---|---|---|
| RD CCCI 12/230/100-450 DT6 DIP FV1 | 12W | 220-240VAC 220-240VDC | 6-42V | 100-450mA | 85% | L133*W38*H21 |
| RD CCCI 12/230/350-700 DT6 DIP FV1 | 12W | 220-240VAC 220-240VDC | 6-30V | 350-700mA | 83% | L133*W38*H21 |
| RD CCCI 20/230/350-700 DT6 DIP FV1 | 20W | 220-240VAC 220-240VDC | 6-42V | 350-700mA | 86% | L133*W38*H21 |
| RD CCCI 40/230/700-1050 DT6 DIP FV1 | 40W | 220-240VAC 220-240VDC | 6-42V | 700-1050mA | 88% | L156*W43*H21 |

## RD DALI DT8 Series

Page 62

| Model No. | Power | Input voltage | Output voltage | Output current | Efficiency @full load | Dimensions (mm) |
|---|---|---|---|---|---|---|
| RD CCCI 12/230/100-450 DT8 DIP FV1 | 12W | 220-240VAC 220-240VDC | 6-42V | 100-450mA | 85% | L133*W38*H21 |
| RD CCCI 12/230/350-700 DT8 DIP FV1 | 12W | 220-240VAC 220-240VDC | 6-30V | 350-700mA | 83% | L133*W38*H21 |
| RD CCCI 20/230/350-700 DT8 DIP FV1 | 20W | 220-240VAC 220-240VDC | 6-42V | 350-700mA | 86% | L133*W38*H21 |
| RD CCCI 40/230/700-1050 DT8 DIP FV1 | 40W | 220-240VAC 220-240VDC | 6-42V | 700-1050mA | 88% | L156*W43*H21 |

## RD 0/1-10V Series

Page 63

| Model No. | Power | Input voltage | Output voltage | Output current | Efficiency @full load | Dimensions (mm) |
|---|---|---|---|---|---|---|
| RD CCCI 12/230/100-450 0-10V DIP FV1 | 12W | 220-240VAC 220-240VDC | 6-42V | 100-450mA | 85% | L133*W38*H21 |
| RD CCCI 12/230/350-700 0-10V DIP FV1 | 12W | 220-240VAC 220-240VDC | 6-30V | 350-700mA | 83% | L133*W38*H21 |
| RD CCCI 20/230/350-700 0-10V DIP FV1 | 20W | 220-240VAC 220-240VDC | 6-42V | 350-700mA | 86% | L133*W38*H21 |
| RD CCCI 40/230/700-1050 0-10V DIP FV1 | 40W | 220-240VAC 220-240VDC | 6-42V | 700-1050mA | 88% | L156*W43*H21 |

## 1-10V Dimming Series

Page 64

| Model No. | Power | Input voltage | Output voltage | Output current | Efficiency @full load | Dimensions (mm) |
|---|---|---|---|---|---|---|
| XZ-CH08B-420017-D | 8W | 220-240VAC | 30-42V | 100-175mA | 81% | L115*W45*H29 |
| XZ-CH15B-420035-D | 15W | 220-240VAC | 30-42V | 200-350mA | 83% | L115*W45*H29 |
| XZ-CH26B-420060-D | 26W | 220-240VAC | 30-42V | 450-600mA | 85% | L115*W45*H29 |
| XZ-CH35B-420080-D | 35W | 220-240VAC | 30-42V | 650-800mA | 85% | L180*W40*H30 |
| XZ-CH45B-420105-D | 45W | 220-240VAC | 30-42V | 900-1050mA | 86% | L180*W40*H30 |

# EU SELV Compact Non-dimming Series

## Loop Through QH Series

Page 67-68

| Model No. | Power | Input voltage | Output voltage | Output current | Efficiency @full load | Dimensions (mm) |
|---|---|---|---|---|---|---|
| XZ-QH40B-400XXX-AB | 42W | 220-240VAC | 25-40V | 500-1050mA | 89% | L170*W65*H30 |
| XZ-QH40B-400XXX-A-AB | 42W | 220-240VAC | 25-40V | 500-1050mA | 89% | L170*W65*H30 |
| XZ-QH40B-500XXX-A-AB | 40W | 220-240VAC | 30-50V | 400-800mA | 89% | L170*W65*H30 |

## Loop Through QK Series

Page 69-70

| Model No. | Power | Input voltage | Output voltage | Output current | Efficiency @full load | Dimensions (mm) |
|---|---|---|---|---|---|---|
| XZ-QK30B-400XXX-AA | 30W | 220-240VAC | 25-40V | 400-750mA | 88% | L152*W48*H29 |
| XZ-QK30B-400XXX-ABZZ | 30W | 220-240VAC | 25-40V | 400-750mA | 88% | L152*W48*H29 |
| XZ-QK40B-500XXX-AA | 40W | 220-240VAC | 30-50V | 400-800mA | 89% | L152*W48*H29 |

# EU SELV Compact Non-dimming Series ▶

## Loop Through QK Series

Page 69-70

| Model No. | Power | Input voltage | Output voltage | Output current | Efficiency @full load | Dimensions (mm) |
|---|---|---|---|---|---|---|
| XZ-QK40B-500XXX-ABZZ | 40W | 220-240VAC | 30-50V | 400-800mA | 89% | L152*W48*H29 |
| XZ-QK40B-400XXX-AA | 42W | 220-240VAC | 25-40V | 600-1050mA | 88% | L152*W48*H29 |
| XZ-QK40B-400XXX-ABZZ | 42W | 220-240VAC | 25-40V | 600-1050mA | 88% | L152*W48*H29 |

## Mini Flicker Free Series

Page 71

| Model No. | Power | Input voltage | Output voltage | Output current | Efficiency @full load | Dimensions (mm) |
|---|---|---|---|---|---|---|
| RD CCCB 21/230/350-500 DIP FV1 | 21W | 220-240VAC 198-250VDC | 25-42V | 350-500mA | 87% | L97*W43*H30 |
| RD CCCB 30/230/550-700 DIP FV1 | 30W | 220-240VAC 198-250VDC | 25-42V | 550-700mA | 88% | L97*W43*H30 |
| RD CCCB 38/230/750-900 DIP FV1 | 38W | 220-240VAC 198-250VDC | 25-42V | 750-900mA | 88% | L97*W43*H30 |
| RD CCCB 44/230/900-1050 DIP FV1 | 44.1W | 220-240VAC 198-250VDC | 25-42V | 900-1050mA | 89% | L97*W43*H30 |

## High Power Factor Flicker Free Series

Page 72

| Model No. | Power | Input voltage | Output voltage | Output current | Efficiency @full load | Dimensions (mm) |
|---|---|---|---|---|---|---|
| XZ-QF10B-400XXX | 10W | 220-240VAC | 25-40V | 100-250mA | 85% | L93*W36*H24.5 |
| XZ-QF15B-400XXX | 14W | 220-240VAC | 25-40V | 250-350mA | 85% | L93*W36*H24.5 |
| XZ-QF24B-400XXX | 18W | 220-240VAC | 25-40V | 360-450mA | 86% | L93*W36*H24.5 |
| XZ-QR30B-400XXX-A | 30W | 220-240VAC | 25-40V | 400-750mA | 87% | L122*W40.5*H26 |
| XZ-QR30B-400XXX-BZZ (Power adjustment) | 30W | 220-240VAC | 25-40V | 400-750mA | 87% | L122*W40.5*H26 |
| XZ-QR40B-400XXX-A | 42W | 220-240VAC | 25-40V | 750-1050mA | 88% | L122*W40.5*H26 |
| XZ-QR40B-400XXX-BZZ (Power adjustment) | 42W | 220-240VAC | 25-40V | 750-1050mA | 88% | L122*W40.5*H26 |
| XZ-QR40B-400XXX-A-D (Power and color temperature adjustment) | 42W | 220-240VAC | 25-40V | 750-1050mA | 88% | L122*W40.5*H26 |

## Low Power Factor Flicker Free Series

Page 73

| Model No. | Power | Input voltage | Output voltage | Output current | Efficiency @full load | Dimensions (mm) |
|---|---|---|---|---|---|---|
| XZ-ZS002-20 | 26W | 220-240VAC | 34-40V | 400mA/650mA | 88% | L94*W40*H25 |

## Low Power Factor Flicker Free Series

Page 74

| Model No. | Power | Input voltage | Output voltage | Output current | Efficiency @full load | Dimensions (mm) |
|---|---|---|---|---|---|---|
| XZ-QB06D-400013-E | 6W | 220-240VAC | 30-40V | 130mA | 80% | L93*W36*H25 |
| XZ-QB06D-400015-E | 6W | 220-240VAC | 30-40V | 150mA | 80% | L93*W36*H25 |
| XZ-QB08D-400020-E | 8W | 220-240VAC | 30-40V | 200mA | 80% | L93*W36*H25 |
| XZ-QB10D-400025-E | 10W | 220-240VAC | 30-40V | 250mA | 82% | L93*W36*H25 |
| XZ-QB12D-400030-E | 12W | 220-240VAC | 30-40V | 300mA | 84% | L93*W36*H25 |
| XZ-QB13D-380035-E | 14W | 220-240VAC | 30-40V | 350mA | 84% | L93*W36*H25 |
| XZ-QB24D-400045-E | 18W | 220-240VAC | 30-40V | 450mA | 87% | L93*W36*H25 |
| XZ-QB24D-400050-E | 20W | 220-240VAC | 30-40V | 500mA | 87% | L93*W36*H25 |





## Low Power Factor Flicker Free Series

Page 74

| Model No. | Power | Input voltage | Output voltage | Output current | Efficiency @full load | Dimensions (mm) |
|---|---|---|---|---|---|---|
| XZ-QB24D-360060-E | 21.6W | 220-240VAC | 30-36V | 600mA | 86% | L93*W36*H25 |
| XZ-QB24D-400055-E | 22W | 220-240VAC | 30-40V | 550mA | 87% | L93*W36*H25 |

# * EU Constant Voltage Series ▶

## Constant Voltage DT6 Series

Page 77-78

| Model No. | Power | Input voltage | Output voltage | Output current | Efficiency @full load | Dimensions (mm) |
|---|---|---|---|---|---|---|
| CU-DT6-24-40-220...240-CH | 40W | 220-240VAC 220-240VDC | 24V | 1670mA | 90% | 264*33*21mm |
| CU-DT6-48-40-220...240-CH | 40W | 220-240VAC 220-240VDC | 48V | 830mA | 90% | 264*33*21mm |
| CU-DT6-24-80-220...240-CH | 80W | 220-240VAC 220-240VDC | 24V | 3330mA | 91% | 309*33*21mm |
| CU-DT6-48-80-220...240-CH | 80W | 220-240VAC 220-240VDC | 48V | 1670mA | 91% | 309*33*21mm |
| CU-DT6-24-160-220...240-CH | 160W | 220-240VAC 220-240VDC | 24V | 6670mA | 92% | 309*43*30mm |
| CU-DT6-24-160-220...240-10 | 160W | 220-240VAC 220-240VDC | 24V | 6670mA | 92% | 309*43*30mm |
| CU-DT6-48-160-220...240-CH | 160W | 220-240VAC 220-240VDC | 48V | 3330mA | 92% | 309*43*30mm |
| CU-DT6-48-160-220...240-10 | 160W | 220-240VAC 220-240VDC | 48V | 3330mA | 92% | 309*43*30mm |
| CU-DT6-24-240-220...240-CH | 240W | 220-240VAC 220-240VDC | 24V | 10000mA | 93% | TBD*43*30mm |
| CU-DT6-24-240-220...240-10 | 240W | 220-240VAC 220-240VDC | 24V | 10000mA | 93% | TBD*43*30mm |
| CU-DT6-48-240-220...240-CH | 240W | 220-240VAC 220-240VDC | 48V | 5000mA | 93% | TBD*43*30mm |
| CU-DT6-48-240-220...240-10 | 240W | 220-240VAC 220-240VDC | 48V | 5000mA | 93% | TBD*43*30mm |

## Constant Voltage DT8 Series

Page 79-80

| Model No. | Power | Input voltage | Output voltage | Output current | Efficiency @full load | Dimensions (mm) |
|---|---|---|---|---|---|---|
| CU-DT8-24-40-220...240-TW | 40W | 220-240VAC 220-240VDC | 24V | 1670mA | 90% | 264*33*21mm |
| CU-DT8-48-40-220...240-TW | 40W | 220-240VAC 220-240VDC | 48V | 830mA | 90% | 264*33*21mm |
| CU-DT8-24-80-220...240-TW | 80W | 220-240VAC 220-240VDC | 24V | 3330mA | 91% | 309*33*21mm |
| CU-DT8-48-80-220...240-TW | 80W | 220-240VAC 220-240VDC | 48V | 1670mA | 91% | 309*33*21mm |
| CU-DT8-24-160-220...240-TW | 160W | 220-240VAC 220-240VDC | 24V | 6670mA | 92% | 309*43*30mm |
| CU-DT8-48-160-220...240-TW | 160W | 220-240VAC 220-240VDC | 48V | 3330mA | 92% | 309*43*30mm |
| CU-DT8-24-240-220...240-TW | 240W | 220-240VAC 220-240VDC | 24V | 10000mA | 93% | TBD*43*30mm |
| CU-DT8-48-240-220...240-TW | 240W | 220-240VAC 220-240VDC | 48V | 5000mA | 93% | TBD*43*30mm |

## Constant Voltage Bluetooth Series

Page 81-82

| Model No. | Power | Input voltage | Output voltage | Output current | Efficiency @full load | Dimensions (mm) |
|---|---|---|---|---|---|---|
| CU-BLE-24-40-220...240-CH | 40W | 220-240VAC 220-240VDC | 24V | 1670mA | 90% | 264*33*21mm |
| CU-BLE-24-40-220...240-TW | 40W | 220-240VAC 220-240VDC | 24V | 1670mA | 90% | 264*33*21mm |
| CU-BLE-24-40-220...240-MW | 40W | 220-240VAC 220-240VDC | 24V | 1670mA | 90% | 264*33*21mm |
| CU-BLE-48-40-220...240-CH | 40W | 220-240VAC 220-240VDC | 48V | 830mA | 90% | 264*33*21mm |
| CU-BLE-48-40-220...240-TW | 40W | 220-240VAC 220-240VDC | 48V | 830mA | 90% | 264*33*21mm |

* CU: Represents CUPOWER and CUELEC; DT6 Represents DALI DT6; DT8 Represents DALI DT8; BLE Represents bluetooth; ZIG Represents Zigbee; DIM Represents Dimming; COM Represents common; CH Represents single channel; TW Represents doubel channel; MW Pepresents multiple channel; 10V Pepresents 0-10V; OF Represents ON/OFF; 24 Represents output voltage 24V; 48 Represents output voltage 48V; 40 Represents output power 40W; 220...240 Represents input voltage 220-240V

# * EU Constant Voltage Series ▶

## Constant Voltage Bluetooth Series

Page 81-82

| Model No. | Power | Input voltage | Output voltage | Output current | Efficiency @full load | Dimensions (mm) |
|---|---|---|---|---|---|---|
| CU-BLE-48-40-220...240-MW | 40W | 220-240VAC 220-240VDC | 48V | 830mA | 90% | 264*33*21mm |
| CU-BLE-24-80-220...240-CH | 80W | 220-240VAC 220-240VDC | 24V | 3330mA | 91% | 309*33*21mm |
| CU-BLE-24-80-220...240-TW | 80W | 220-240VAC 220-240VDC | 24V | 3330mA | 91% | 309*33*21mm |
| CU-BLE-24-80-220...240-MW | 80W | 220-240VAC 220-240VDC | 24V | 3330mA | 91% | 309*33*21mm |
| CU-BLE-48-80-220...240-CH | 80W | 220-240VAC 220-240VDC | 48V | 1670mA | 91% | 309*33*21mm |
| CU-BLE-48-80-220...240-TW | 80W | 220-240VAC 220-240VDC | 48V | 1670mA | 91% | 309*33*21mm |
| CU-BLE-48-80-220...240-MW | 80W | 220-240VAC 220-240VDC | 48V | 1670mA | 91% | 309*33*21mm |
| CU-BLE-24-160-220...240-CH | 160W | 220-240VAC 220-240VDC | 24V | 6670mA | 92% | 309*43*30mm |
| CU-BLE-24-160-220...240-TW | 160W | 220-240VAC 220-240VDC | 24V | 6670mA | 92% | 309*43*30mm |
| CU-BLE-24-160-220...240-MW | 160W | 220-240VAC 220-240VDC | 24V | 6670mA | 92% | 309*43*30mm |
| CU-BLE-48-160-220...240-CH | 160W | 220-240VAC 220-240VDC | 48V | 3330mA | 92% | 309*43*30mm |
| CU-BLE-48-160-220...240-TW | 160W | 220-240VAC 220-240VDC | 48V | 3330mA | 92% | 309*43*30mm |
| CU-BLE-48-160-220...240-MW | 160W | 220-240VAC 220-240VDC | 48V | 3330mA | 92% | 309*43*30mm |
| CU-BLE-24-240-220...240-CH | 240W | 220-240VAC 220-240VDC | 24V | 10000mA | 93% | TBD*43*30mm |
| CU-BLE-24-240-220...240-TW | 240W | 220-240VAC 220-240VDC | 24V | 10000mA | 93% | TBD*43*30mm |
| CU-BLE-24-240-220...240-MW | 240W | 220-240VAC 220-240VDC | 24V | 10000mA | 93% | TBD*43*30mm |
| CU-BLE-48-240-220...240-CH | 240W | 220-240VAC 220-240VDC | 48V | 5000mA | 93% | TBD*43*30mm |
| CU-BLE-48-240-220...240-TW | 240W | 220-240VAC 220-240VDC | 48V | 5000mA | 93% | TBD*43*30mm |
| CU-BLE-48-240-220...240-MW | 240W | 220-240VAC 220-240VDC | 48V | 5000mA | 93% | TBD*43*30mm |

## Constant Voltage Zigbee Series

Page 83-84

| Model No. | Power | Input voltage | Output voltage | Output current | Efficiency @full load | Dimensions (mm) |
|---|---|---|---|---|---|---|
| CU-ZIG-24-40-220...240-CH | 40W | 220-240VAC 220-240VDC | 24V | 1670mA | 90% | 264*33*21mm |
| CU-ZIG-24-40-220...240-TW | 40W | 220-240VAC 220-240VDC | 24V | 1670mA | 90% | 264*33*21mm |
| CU-ZIG-24-40-220...240-MW | 40W | 220-240VAC 220-240VDC | 24V | 1670mA | 90% | 264*33*21mm |
| CU-ZIG-48-40-220...240-CH | 40W | 220-240VAC 220-240VDC | 48V | 830mA | 90% | 264*33*21mm |
| CU-ZIG-48-40-220...240-TW | 40W | 220-240VAC 220-240VDC | 48V | 830mA | 90% | 264*33*21mm |
| CU-ZIG-48-40-220...240-MW | 40W | 220-240VAC 220-240VDC | 48V | 830mA | 90% | 264*33*21mm |
| CU-ZIG-24-80-220...240-CH | 80W | 220-240VAC 220-240VDC | 24V | 3330mA | 91% | 309*33*21mm |
| CU-ZIG-24-80-220...240-TW | 80W | 220-240VAC 220-240VDC | 24V | 3330mA | 91% | 309*33*21mm |
| CU-ZIG-24-80-220...240-MW | 80W | 220-240VAC 220-240VDC | 24V | 3330mA | 91% | 309*33*21mm |
| CU-ZIG-48-80-220...240-CH | 80W | 220-240VAC 220-240VDC | 48V | 1670mA | 91% | 309*33*21mm |
| CU-ZIG-48-80-220...240-TW | 80W | 220-240VAC 220-240VDC | 48V | 1670mA | 91% | 309*33*21mm |
| CU-ZIG-48-80-220...240-MW | 80W | 220-240VAC 220-240VDC | 48V | 1670mA | 91% | 309*33*21mm |
| CU-ZIG-24-160-220...240-CH | 160W | 220-240VAC 220-240VDC | 24V | 6670mA | 92% | 309*43*30mm |





## Constant Voltage Zigbee Series

Page 83-84

| Model No. | Power | Input voltage | Output voltage | Output current | Efficiency @full load | Dimensions (mm) |
|---|---|---|---|---|---|---|
| CU-ZIG-24-160-220...240-TW | 160W | 220-240VAC 220-240VDC | 24V | 6670mA | 92% | 309*43*30mm |
| CU-ZIG-24-160-220...240-MW | 160W | 220-240VAC 220-240VDC | 24V | 6670mA | 92% | 309*43*30mm |
| CU-ZIG-48-160-220...240-CH | 160W | 220-240VAC 220-240VDC | 48V | 3330mA | 92% | 309*43*30mm |
| CU-ZIG-48-160-220...240-TW | 160W | 220-240VAC 220-240VDC | 48V | 3330mA | 92% | 309*43*30mm |
| CU-ZIG-48-160-220...240-MW | 160W | 220-240VAC 220-240VDC | 48V | 3330mA | 92% | 309*43*30mm |
| CU-ZIG-24-240-220...240-CH | 240W | 220-240VAC 220-240VDC | 24V | 10000mA | 93% | TBD*43*30mm |
| CU-ZIG-24-240-220...240-TW | 240W | 220-240VAC 220-240VDC | 24V | 10000mA | 93% | TBD*43*30mm |
| CU-ZIG-24-240-220...240-MW | 240W | 220-240VAC 220-240VDC | 24V | 10000mA | 93% | TBD*43*30mm |
| CU-ZIG-48-240-220...240-CH | 240W | 220-240VAC 220-240VDC | 48V | 5000mA | 93% | TBD*43*30mm |
| CU-ZIG-48-420-220...240-TW | 240W | 220-240VAC 220-240VDC | 48V | 5000mA | 93% | TBD*43*30mm |
| CU-ZIG-48-240-220...240-MW | 240W | 220-240VAC 220-240VDC | 48V | 5000mA | 93% | TBD*43*30mm |

## Constant Voltage 0/1-10V Series

Page 85-86

| Model No. | Power | Input voltage | Output voltage | Output current | Efficiency @full load | Dimensions (mm) |
|---|---|---|---|---|---|---|
| CU-DIM-24-40-220...240-10 | 40W | 220-240VAC 220-240VDC | 24V | 1670mA | 90% | 264*33*21mm |
| CU-DIM-48-40-220...240-10 | 40W | 220-240VAC 220-240VDC | 48V | 830mA | 90% | 264*33*21mm |
| CU-DIM-24-80-220...240-10 | 80W | 220-240VAC 220-240VDC | 24V | 3330mA | 91% | 309*33*21mm |
| CU-DIM-48-80-220...240-10 | 80W | 220-240VAC 220-240VDC | 48V | 1670mA | 91% | 309*33*21mm |
| CU-DIM-24-160-220...240-10 | 160W | 220-240VAC 220-240VDC | 24V | 6670mA | 92% | 309*43*30mm |
| CU-DIM-48-160-220...240-10 | 160W | 220-240VAC 220-240VDC | 48V | 3330mA | 92% | 309*43*30mm |
| CU-DIM-24-240-220...240-10 | 240W | 220-240VAC 220-240VDC | 24V | 10000mA | 93% | TBD*43*30mm |
| CU-DIM-48-240-220...240-10 | 240W | 220-240VAC 220-240VDC | 48V | 5000mA | 93% | TBD*43*30mm |

## Constant Voltage ON/OFF Series

Page 87-88

| Model No. | Power | Input voltage | Output voltage | Output current | Efficiency @full load | Dimensions (mm) |
|---|---|---|---|---|---|---|
| CU-COM-24-40-220...240-OF | 40W | 220-240VAC 220-240VDC | 24V | 1670mA | 90% | 264*33*21mm |
| CU-COM-48-40-220...240-OF | 40W | 220-240VAC 220-240VDC | 48V | 830mA | 90% | 264*33*21mm |
| CU-COM-24-80-220...240-OF | 80W | 220-240VAC 220-240VDC | 24V | 3330mA | 91% | 309*33*21mm |
| CU-COM-48-80-220...240-OF | 80W | 220-240VAC 220-240VDC | 48V | 1670mA | 91% | 309*33*21mm |
| CU-COM-24-160-220...240-OF | 160W | 220-240VAC 220-240VDC | 24V | 6670mA | 92% | 309*43*30mm |
| CU-COM-48-160-220...240-OF | 160W | 220-240VAC 220-240VDC | 48V | 3330mA | 92% | 309*43*30mm |
| CU-COM-24-240-220...240-OF | 240W | 220-240VAC 220-240VDC | 24V | 10000mA | 93% | TBD*43*30mm |
| CU-COM-48-240-220...240-OF | 240W | 220-240VAC 220-240VDC | 48V | 5000mA | 93% | TBD*43*30mm |

## Constant Voltage ON/OFF Series

Page 89

| Model No. | Power | Input voltage | Output voltage | Output current | Efficiency @full load | Dimensions (mm) |
|---|---|---|---|---|---|---|
| XZ-CV120B-LE48V | 120W | 220-240VAC | 48V | 2500mA | 92% | L278*W30*H21 |
| XZ-CV150B-LE48V | 150W | 220-240VAC | 48V | 3120mA | 93% | L302*W30*H21 |

# * EU Constant Voltage Series ▶

## Constant Voltage Magnet Track Series

Page 90

| Model No. | Power | Input voltage | Output voltage | Output current | Efficiency @full load | Dimensions (mm) |
|---|---|---|---|---|---|---|
| XZ-CV100B-MT48V | 100W | 220-240VAC | 48V | 2100mA | 92% | L294*W22*H43 |
| XZ-CV150B-MT48V | 150W | 220-240VAC | 48V | 3120mA | 92% | L294*W22*H43 |

# Wireless IoT Series ▶

## Wireless Dimming Series

Page 93



| Model No. | Power | Input voltage | Output voltage | Output current | Efficiency @full load | Dimensions (mm) |
|---|---|---|---|---|---|---|
| ID CCCB 40/230/300-1050 BH30 NFC FV1 | 40W | 220-240VAC<br>220-240VDC | 6-52V | 300-1050mA | 89% | L97*W43*H30 |

## Wireless Dimming and CCT Series

Page 94

| Model No. | Power | Input voltage | Output voltage | Output current | Efficiency @full load | Dimensions (mm) |
|---|---|---|---|---|---|---|
| CSP033-0420350-S (single color) | 14.7W | 220-240VAC | 2.5-42V | 100-350mA | 86% | L126*W38*H25 |
| CSP033-0210700-S (single color) | 14.7W | 220-240VAC | 2.5-21V | 350-700mA | 84% | L126*W38*H25 |
| CSP034-0420750-S (single color) | 31.5W | 220-240VAC | 2.5-42V | 400-750mA | 88% | L133*W40.5*H26 |
| CSP033-0420350-D (dual color) | 14.7W | 220-240VAC | 2.5-42V | 100-350mA | 86% | L126*W38*H25 |
| CSP033-0210700-D (dual color) | 14.7W | 220-240VAC | 2.5-21V | 350-700mA | 84% | L126*W38*H25 |
| CSP034-0420750-D (dual color) | 31.5W | 220-240VAC | 2.5-42V | 400-750mA | 88% | L133*W40.5*H26 |

## Wireless Dimming and CCT Series

Page 95-96

| Model No. | Power | Input voltage | Output voltage | Output current | Efficiency @full load | Dimensions (mm) |
|---|---|---|---|---|---|---|
| CSP013-0420700 (single color) | 30W | 220-240VAC | 6-42V | 550-600-650-700mA | 87% | L180*W40*H30 |
| CSP013-0420900 (single color) | 38W | 220-240VAC | 6-42V | 750-800-850-900mA | 87% | L180*W40*H30 |
| CSP013-0421000 (single color) | 44.1W | 220-240VAC | 6-42V | 900-950-1000-1050mA | 87% | L180*W40*H30 |
| CSP023-0421000 (single color) | 44.1W | 220-240VAC | 30-42V | 900-950-1000-1050mA | 87% | L139*W43*H29 |
| CSP013-0420690 (dual color) | 30W | 220-240VAC | 6-42V | 550-600-650-700mA | 87% | L180*W40*H30 |
| CSP013-0420890 (dual color) | 38W | 220-240VAC | 6-42V | 750-800-850-900mA | 87% | L180*W40*H30 |
| CSP013-0420990 (dual color) | 44.1W | 220-240VAC | 6-42V | 900-950-1000-1050mA | 87% | L180*W40*H30 |

## Non-SELV Wireless Dimming Driver

Page 97

| Model No. | Power | Input voltage | Output voltage | Output current | Efficiency @full load | Dimensions (mm) |
|---|---|---|---|---|---|---|
| ID LCCB 75/230/050-400 B NFC FV1 | 75W | 220-240VAC<br>220-240VDC | 50-220V | 50-400mA | 92% | L278*W30*H16 |

# DALI Control Series ▶

## DALI Bus Power Supply

Page 100

| Model No. | Power | Input voltage | Output voltage | Output current | Efficiency @full load | Dimensions (mm) |
|---|---|---|---|---|---|---|
| ID DALI BUS070 FV1 | 1.12W | 220-240VAC | 16V | 70mA | 60% | L80.7*W30*H15 |
| ID DALI BUS100 FV1 | 1.6W | 220-240VAC | 16V | 100mA | 64% | L80.7*W30*H15 |





# US SELV Dimming Series ▶

## SELV Linear DALI DT6 Series

Page 103

| Model No. | Power | Input voltage | Output voltage | Output current | Efficiency @full load | Dimensions (mm) |
|---|---|---|---|---|---|---|
| XZ-DA54B-540140 | 54W | 120-277VAC | 10-54V | 350-1400mA | 89% | L360*W30*H21 |

## Wireless Series

Page 104

| Model No. | Power | Input voltage | Output voltage | Output current | Efficiency @full load | Dimensions (mm) |
|---|---|---|---|---|---|---|
| XZ-PN28B-520070 | 28W | 120-277VAC | 6-52V | 150-700mA | 87% | L97*W43*H30 |

## SELV Compact NFC Series

Page 105

| Model No. | Power | Input voltage | Output voltage | Output current | Efficiency @full load | Dimensions (mm) |
|---|---|---|---|---|---|---|
| XZ-PJ50B-540140-T | 50W | 120-277VAC | 10-54V | 100-1400mA | 86% | L107*W76.4*H30 |

## SELV Linear Series

Page 106-107

| Model No. | Power | Input voltage | Output voltage | Output current | Efficiency @full load | Dimensions (mm) |
|---|---|---|---|---|---|---|
| XZ-SR30B-YYYXXX-VVVWWW-TTTT | 31.5W | 120-277VAC<br>120-347VAC | 30-42V<br>36-50V | 350-750mA<br>300-600mA | 无频闪>85%<br>有频闪>87% | L305*W30*H22 |
| XZ-SR40B-YYYXXX-VVVWWW-TTTT | 44.1w | 120-277VAC<br>120-347VAC | 30-42V<br>36-50V | 500-1050mA<br>400-850mA | 无频闪>86%<br>有频闪>88% | L305*W30*H22 |
| XZ-SR50B-YYYXXX-VVVWWW-TTTT | 52w | 120-277VAC<br>120-347VAC | 30-42V<br>36-50V | 700-1250mA<br>600-1050mA | 无频闪>87%<br>有频闪>89% | L305*W30*H22 |
| XZ-SR60B-YYYXXX-VVVWWW-TTT | 63W | 120-277VAC<br>120-347VAC | 30-42V<br>36-50V | 1000-1500mA<br>800-1200mA | 无频闪>88%<br>有频闪>90% | L335*W30*H22 |

## SELV Linear Series

Page 108-109

| Model No. | Power | Input voltage | Output voltage | Output current | Efficiency @full load | Dimensions (mm) |
|---|---|---|---|---|---|---|
| XZ-SA30B-YYYXXX-VVVWWW-W-T | 31.5W | 120-277VAC | 27-42V | 300-750mA | 86% | L278*W30*H21 |
| XZ-SA30B-YYYXXX-VVVWWW-W-T | 30W | 120-277VAC | 36-50V | 200-600mA | 85% | L278*W30*H21 |
| XZ-SA40B-YYYXXX-VVVWWW-W-T | 44.1W | 120-277VAC | 27-42V | 700-1050mA | 86% | L278*W30*H21 |
| XZ-SA40B-YYYXXX-VVVWWW-W-T | 42.5W | 120-277VAC | 36-50V | 400-850mA | 86% | L278*W30*H21 |
| XZ-SA50B-YYYXXX-VVVWWW-W-T | 52.5W | 120-277VAC | 27-42V | 1050-1250mA | 86% | L278*W30*H21 |
| XZ-SA50B-YYYXXX-VVVWWW-W-T | 52.5W | 120-277VAC | 36-50V | 700-1050mA | 86% | L278*W30*H21 |
| XZ-SA60B-YYYXXX-VVVWWW-W-T | 63W | 120-277VAC | 27-42V | 1250-1500mA | 88% | L302*W30*H21 |
| XZ-SA60B-YYYXXX-VVVWWW-W-T | 62.5W | 120-277VAC | 36-50V | 900-1250mA | 86% | L302*W30*H21 |

## Troffer Series

Page 110-111

| Model No. | Power | Input voltage | Output voltage | Output current | Efficiency @full load | Dimensions (mm) |
|---|---|---|---|---|---|---|
| XZ-TR30B-380XXX-TTT | 28W | 120-277VAC<br>120-347VAC | 30-38V | 400-750mA | 86% | L98*W95*H21 |
| XZ-TR40B-380XXX-TTT | 40W | 120-277VAC<br>120-347VAC | 30-38V | 600-1050mA | 87% | L98*W95*H21 |
| XZ-TR50B-380XXX-TTT | 48W | 120-277VAC<br>120-347VAC | 30-38V | 700-1250mA | 87% | L98*W95*H21 |

# US SELV Dimming Series

## Troffer Series

Page 110-111

| Model No. | Power | Input voltage | Output voltage | Output current | Efficiency @full load | Dimensions (mm) |
|---|---|---|---|---|---|---|
| XZ-TR30B-480XXX-TTT | 28W | 120-277VAC<br>120-347VAC | 40-48V | 300-600mA | 87% | L98*W95*H21 |
| XZ-TR40B-480XXX-TTT | 40W | 120-277VAC<br>120-347VAC | 40-48V | 400-800mA | 88% | L98*W95*H21 |
| XZ-TR50B-480XXX-TTT | 48W | 120-277VAC<br>120-347VAC | 40-48V | 500-1000mA | 88% | L98*W95*H21 |

## Direct Panel Light Series

Page 112-113

| Model No. | Power | Input voltage | Output voltage | Output current | Efficiency @full load | Dimensions (mm) |
|---|---|---|---|---|---|---|
| XZ-SD30B-420XXX-W | 28.5W | 120-277VAC | 30-38V | 400-750mA | 85% | L267*W27*H20.5 |
| XZ-SD30B-420XXX-Y | 28.5W | 120-277VAC | 30-38V | 400-750mA | 87% | L267*W27*H20.5 |
| XZ-SD40B-420XXX-W | 39.9W | 120-277VAC | 30-38V | 600-1050mA | 86% | L267*W27*H20.5 |
| XZ-SD40B-420XXX-Y | 39.9W | 120-277VAC | 30-38V | 600-1050mA | 88% | L267*W27*H20.5 |
| XZ-SD50B-420XXX-W | 47.5W | 120-277VAC | 30-38V | 900-1250mA | 86% | L267*W27*H20.5 |
| XZ-SD50B-420XXX-Y | 47.5W | 120-277VAC | 30-38V | 900-1250mA | 88% | L267*W27*H20.5 |
| XZ-SE30B-YYYXXX-VVVWWW-Y-T | 28.5W | 120-277VAC | 30-38V | 400-750mA | 87% | L267*W27*H20.5 |
| XZ-SE30B-YYYXXX-VVVWWW-W-T | 28.5W | 120-277VAC | 30-38V | 400-750mA | 86% | L267*W27*H20.5 |
| XZ-SE30B-YYYXXX-VVVWWW-Y-T | 28.8W | 120-277VAC | 40-48V | 300-600mA | 87% | L267*W27*H20.5 |
| XZ-SE30B-YYYXXX-VVVWWW-W-T | 28.8W | 120-277VAC | 40-48V | 300-600mA | 86% | L267*W27*H20.5 |
| XZ-SE40B-YYYXXX-VVVWWW-Y-T | 39.9W | 120-277VAC | 30-38V | 600-1050mA | 88% | L267*W27*H20.5 |
| XZ-SE40B-YYYXXX-VVVWWW-W-T | 39.9W | 120-277VAC | 30-38V | 600-1050mA | 87% | L267*W27*H20.5 |
| XZ-SE40B-YYYXXX-VVVWWW-Y-T | 38.4W | 120-277VAC | 40-48V | 400-800mA | 88% | L267*W27*H20.5 |
| XZ-SE40B-YYYXXX-VVVWWW-W-T | 38.4W | 120-277VAC | 40-48V | 400-800mA | 87% | L267*W27*H20.5 |
| XZ-SE50B-YYYXXX-VVVWWW-Y-T | 47.5W | 120-277VAC | 30-38V | 700-1250mA | 88% | L267*W27*H20.5 |
| XZ-SE50B-YYYXXX-VVVWWW-W-T | 47.5W | 120-277VAC | 30-38V | 700-1250mA | 87% | L267*W27*H20.5 |
| XZ-SE50B-YYYXXX-VVVWWW-Y-T | 48W | 120-277VAC | 40-48V | 600-1000mA | 88% | L267*W27*H20.5 |
| XZ-SE50B-YYYXXX-VVVWWW-W-T | 48W | 120-277VAC | 40-48V | 600-1000mA | 87% | L267*W27*H20.5 |
| XZ-SH40B-YYYXXX-VVVWWW-Y-T | 39.9W | 120-347VAC | 30-38V | 600-1050mA | 88% | L267*W27*H20.5 |
| XZ-SH40B-YYYXXX-VVVWWW-W-T | 39.9W | 120-347VAC | 30-38V | 600-1050mA | 87% | L267*W27*H20.5 |
| XZ-SH40B-YYYXXX-VVVWWW-Y-T | 38.4W | 120-347VAC | 40-48V | 400-800mA | 88% | L267*W27*H20.5 |
| XZ-SH40B-YYYXXX-VVVWWW-WT | 38.4W | 120-347VAC | 40-48V | 400-800mA | 87% | L267*W27*H20.5 |
| XZ-SH50B-YYYXXX-VVVWWW-Y-T | 47.5W | 120-347VAC | 30-38V | 700-1250mA | 88% | L267*W27*H20.5 |
| XZ-SH50B-YYYXXX-VVVWWW-W-T | 47.5W | 120-347VAC | 30-38V | 700-1250mA | 87% | L267*W27*H20.5 |
| XZ-SH50B-YYYXXX-VVVWWW-Y-T | 48W | 120-347VAC | 40-48V | 600-1000mA | 88% | L267*W27*H20.5 |
| XZ-SH50B-YYYXXX-VVVWWW-W-T | 48W | 120-347VAC | 40-48V | 600-1000mA | 87% | L267*W27*H20.5 |





## Indirect Panel Light Series

Page 114-116

| Model No. | Power | Input voltage | Output voltage | Output current | Efficiency @full load | Dimensions (mm) |
|---|---|---|---|---|---|---|
| XZ-PD35B-420080-B (Flicker)(triac) | 33.6W | 120VAC | 34-42V | 800mA | 85% | L260*W105*H22 |
| XZ-PI40B-420090-070050-D (Flicker) | 37.8W | 120-277VAC | 34-42V | 500-700-900mA | 87% | L260*W105*H22 |
| XZ-PI50B-420120-100080-D (Flicker) | 50.4W | 120-277VAC | 34-42V | 800-1000-1200mA | 88% | L260*W105*H22 |
| XZ-PA30B-YYYXXX-Y-A (Flicker) | 31.5W | 120-277VAC | 27-42V | 400-750mA | 87% | L188*W84*H34.5<br>L225*W84*H34.5 |
| XZ-PA30B-YYYXXX-W-A (Flicker free) | 31.5W | 120-277VAC | 27-42V | 400-750mA | 85% | L188*W84*H34.5<br>L225*W84*H34.5 |
| XZ-PA50B-YYYXXX-Y-A (Flicker) | 48.3W | 120-277VAC | 27-42V | 700-1050mA | 88% | L188*W84*H34.5<br>L225*W84*H34.5 |
| XZ-PA50B-YYYXXX-W-A (Flicker free) | 48.3W | 120-277VAC | 27-42V | 700-1050mA | 86% | L188*W84*H34.5<br>L225*W84*H34.5 |
| XZ-PA60B-YYYXXX-Y-A (Flicker) | 63W | 120-277VAC | 27-42V | 1150-1500mA | 88% | L188*W84*H34.5<br>L225*W84*H34.5 |
| XZ-PA60B-YYYXXX-W-A (Flicker free) | 63W | 120-277VAC | 27-42V | 1150-1500mA | 86% | L188*W84*H34.5<br>L225*W84*H34.5 |
| XZ-PB50B-YYYXXX-VVVWWW-I-T (Flicker) | 48.3W | 120-277VAC | 30-42V | 500-1150mA | 87% | L188*W84*H34.5<br>L225*W84*H34.5 |
| XZ-PE30B-YYYXXX-VVVWWW-I-T (Flicker free) | 31.5W | 120-277VAC | 30-42V | 300-750mA | 85% | L188*W84*H34.5<br>L225*W84*H34.5 |
| XZ-PE30B-YYYXXX-VVVWWW-L-T (Flicker free) | 30W | 120-277VAC | 36-50V | 300-600mA | 85% | L188*W84*H34.5<br>L225*W84*H34.5 |
| XZ-PE50B-YYYXXX-VVVWWW-I-T (Flicker free) | 48.3W | 120-277VAC | 30-42V | 550-1150mA | 86% | L188*W84*H34.5<br>L225*W84*H34.5 |
| XZ-PE50B-YYYXXX-VVVWWW-L-T (Flicker free) | 48.5W | 120-277VAC | 36-50V | 500-970mA | 86% | L188*W84*H34.5<br>L225*W84*H34.5 |
| XZ-PF30B-YYYXXX-VVVWWW-I-A (Flicker free) | 31.5W | 120-347VAC | 30-42V | 300-750mA | 85% | L188*W84*H34.5<br>L225*W84*H34.5 |
| XZ-PF30B-YYYXXX-VVVWWW-L-A (Flicker free) | 30W | 120-347VAC | 36-50V | 300-600mA | 85% | L188*W84*H34.5<br>L225*W84*H34.5 |
| XZ-PF50B-YYYXXX-VVVWWW-I-A (Flicker free) | 48.3W | 120-347VAC | 30-42V | 550-1150mA | 86% | L188*W84*H34.5<br>L225*W84*H34.5 |
| XZ-PF50B-YYYXXX-VVVWWW-L-A (Flicker free) | 48.5W | 120-347VAC | 36-50V | 500-970mA | 86% | L188*W84*H34.5<br>L225*W84*H34.5 |
| XZ-PF60B-YYYXXX-I (Flicker free) | 63W | 120-347VAC | 30-42V | 1150-1500mA | 87% | L188*W84*H34.5<br>L225*W84*H34.5 |
| XZ-PF60B-YYYXXX-L (Flicker free) | 62.5W | 120-347VAC | 36-50V | 900-1250mA | 87% | L188*W84*H34.5<br>L225*W84*H34.5 |
| XZ-PH50B-YYYXXX-VVVWWW-T (Flicker) | 48.3W | 120-347VAC | 30-42V | 500-1150mA | 87% | L188*W84*H34.5<br>L225*W84*H34.5 |
| XZ-PF30B-YYYXXX-VVVWWW-I-T (Flicker free) | 31.5W | 120-347VAC | 30-42V | 300-750mA | 85% | L188*W84*H34.5<br>L225*W84*H34.5 |
| XZ-PF30B-YYYXXX-VVVWWW-L-T (Flicker free) | 30W | 120-347VAC | 36-50V | 300-600mA | 85% | L188*W84*H34.5<br>L225*W84*H34.5 |
| XZ-PF50B-YYYXXX-VVVVWWW-I-T (Flicker free) | 48.3W | 120-347VAC | 30-42V | 550-1150mA | 86% | L188*W84*H34.5<br>L225*W84*H34.5 |
| XZ-PF50B-YYYXXX-VVVVWWW-L-T (Flicker free) | 48.5W | 120-347VAC | 36-50V | 500-970mA | 86% | L188*W84*H34.5<br>L225*W84*H34.5 |

# US Non-SELV Dimming Series

## Non-SELV Linear Series

Page 119-120

| Model No. | Power | Input voltage | Output voltage | Output current | Efficiency @full load | Dimensions (mm) |
|---|---|---|---|---|---|---|
| XZ-SK100B-YYYXXX-VVVWWW-TTTT | 100W | 120-277VAC<br>120-347VAC | 80-130V | 500-1000mA | 93% | L242*W44.5*H31 |
| XZ-SK150B-YYYXXX-VVVWWW-TTTT | 150W | 120-277VAC<br>120-347VAC | 180-260V | 350-750mA | 94% | L242*W44.5*H31 |
| XZ-SK240B-YYYXXX-VVVWWW-TTTT | 240W | 120-277VAC<br>120-347VAC | 180-260V | 600-1200mA | 95% | L240.5*W59.9*H38 |
| XZ-SN100B-YYYXXX-VVYWWW-TTT | 100W | 120-277VAC | 70-150V | 500-1000mA | 91% | L180*W44*H31 |

# EU SELV Linear Dimming Series


SELV DALI DT8 Series 29-30

SELV DALI DT6 Series 31-32

# SELV DALI DT8 Series

Application: suitable for luminaries of Class I, such as linear lights, tri-proof lights, office lighting, etc.




## Features

- Constant power output design with wide operating window.
- Support DALI-2 + push DIM and push CCT adjustable.
- DALI part 251, 252, 253 (luminaire date, energy reporting, diagnostic and maintenance).
- Support NFC reader to precisely control current, CLO, dimming curve, DALI address, etc.
- The DC emergency mode adjusts the current to 15% by default (adjustable).
- Support two independent DT6 or one DT8 output, smooth dimming, flicker free, dimming range 1-100% (amplitude dimming).
- Standby power consumption < 0.3W, meet ErP energy efficiency certification.

## Product Parameters

| Model No. | Power | Input voltage | Output voltage | Output current | Efficiency @full load | Dimensions (mm) |
|---|---|---|---|---|---|---|
| ID LCCB 35/230/150-1050 DT8 NFC FV1 | 35W | 220-240VAC<br>220-240VDC | 15-54V | 150-1050mA | 87% | L278*W30*H16 |
| ID LCCB 50/230/350-1400 DT8 NFC FV1 | 50W | 220-240VAC<br>220-240VDC | 15-54V | 350-1400mA | 88% | L360*W30*H16 |
| ID LCCB 75/230/500-1800 DT8 NFC FV1 | 75W | 220-240VAC<br>220-240VDC | 15-54V | 500-1800mA | 90% | L360*W30*H16 |
| ID LCCB 100/230/800-2400 DT8 NFC FV1 | 100W | 220-240VAC<br>220-240VDC | 15-54V | 800-2400mA | 90% | L420*W30*H16 |

## Product Specifications

| Basic information | Data parameters |
|---|---|
| · Power range: | 3-100W |
| · Adjustable output current: | NFC |
| · Dimming interface: | DALI-2/PUSH |
| · Dimming range: | 1-100% |
| · Flicker-free: | PstLM < 1, SVM < 0.4 |
| · Input votage shock: | 320VAC 1H |
| · Operating temperature range: | Ta -20…+50°C |
| · Surge protection: | L-N:1kV L/N-GND:2kV |
| · Power factor: | > 0.9 |
| · Start up time: | < 700ms@230V |

## Product Dimensions

1. LCCB 35

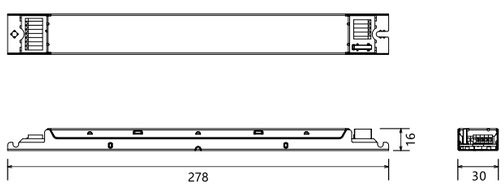






2. LCCB 50/LCCB 75




3. LCCB 100

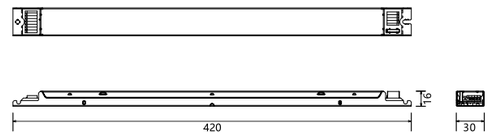


## Product Wiring Diagram



# SELV DALI DT6 Series

Application: suitable for luminaries of Class I, such as linear lights, tri-proof lights, floor lights and office lighting, etc.




## Features

- Constant power output design with wide operating window.
- Support DALI-2 + push DIM.
- DALI part 251, 252, 253 (luminaire date, energy reporting, diagnostic and maintenance).
- Support NFC reader to precisely control current, CLO, dimming curve, DALI address, etc.
- The DC emergency mode adjusts the current to 15% by default (adjustable).
- Smooth dimming, flicker free, dimming range 1-100% (amplitude dimming).
- Standby power consumption < 0.3W, meet ErP energy efficiency certification.

## Product Parameters

| Model No. | Power | Input voltage | Output voltage | Output current | Efficiency @full load | Dimensions (mm) |
|---|---|---|---|---|---|---|
| ID LCCB 35/230/100-850 DALI NFC FV1 | 35W | 220-240VAC<br>220-240VDC | 15-54V | 100-850mA | 88% | L278*W30*H16 |
| ID LCCB 40/230/250-1050 DALI NFC FV1 | 40W | 220-240VAC<br>220-240VDC | 15-54V | 250-1050mA | 88% | L278*W30*H16 |
| ID LCCB 50/230/350-1400 DALI NFC FV1 | 50W | 220-240VAC<br>220-240VDC | 15-54V | 350-1400mA | 89% | L278*W30*H16 |
| ID LCCB 60/230/500-1650 DALI NFC FV1 | 60W | 220-240VAC<br>220-240VDC | 15-54V | 500-1650mA | 90% | L278*W30*H16 |
| ID LCCB 75/230/700-2000 DALI NFC FV1 | 75W | 220-240VAC<br>220-240VDC | 15-54V | 700-2000mA | 90% | L360*W30*H16 |
| ID LCCB 100/230/900-2200 DALI NFC FV1 | 100W | 220-240VAC<br>220-240VDC | 15-54V | 900-2200mA | 90% | L405*W30*H16 |

## Product Specifications

| Basic information | Data parameters |
|---|---|
| · Power range: | 2-100W |
| · Adjustable output current: | NFC |
| · Dimming interface: | DALI-2/PUSH |
| · Dimming range: | 1-100% |
| · Flicker-free: | PstLM < 1, SVM < 0.4 |
| · Input votage shock: | 320VAC 1H |
| · Operating temperature range: | Ta -20…+50°C |
| · Surge protection: | L-N:1kV L/N-GND:2kV |
| · Power factor: | > 0.9 |
| · Start up time: | < 700ms@230V |

## Product Dimensions

1. LCCB 35/LCCB 40/LCCB 50/LCCB 60

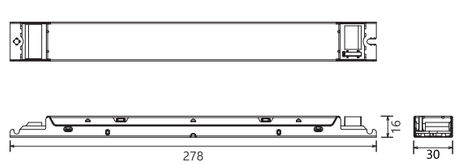




EU SELV Linear Dimming Series

2. LCCB 75

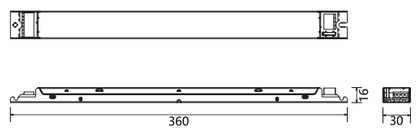


3. LCCB 100

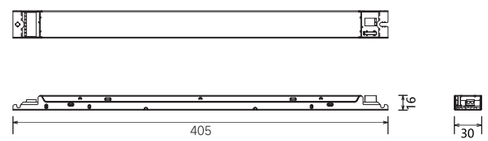


## Product Wiring Diagram





# EU SELV Linear Non-dimming Series


SELV NFC Series 35-36

SELV DIP Series 37-38

# SELV NFC Series

NFC

Application: suitable for luminaries of Class I, such as linear lights, tri-proof lights, office lighting, etc.

## Features

- Constant power output design with wide operating window.
- High power factor, suitable for luminaries of Class I.
- Flicker free.
- Support NFC reader to precisely control current, CLO.

## Product Parameters

| Model No. | Power | Input voltage | Output voltage | Output current | Efficiency @full load | Dimensions (mm) |
|---|---|---|---|---|---|---|
| ID LCCB 35/230/100-850 NFC FV1 | 35W | 220-240VAC/DC | 15-54V | 100-850mA | 87% | L278*W30*H21 |
| ID LCCB 50/230/350-1400 NFC FV1 | 50W | 220-240VAC/DC | 15-54V | 350-1400mA | 88% | L278*W30*H21 |
| ID LCCB 75/230/700-2000 NFC FV1 | 75W | 220-240VAC/DC | 15-54V | 700-2000mA | 88% | L302*W30*H21 |
| ID LCCB 100/230/900-2200 NFC FV1 | 100W | 220-240VAC/DC | 15-54V | 900-2200mA | 89% | L358*W30*H21 |

## Product Specifications

| Basic information | Data parameters |
|---|---|
| · Power range: | 2-100w |
| · Adjustable output current: | NFC |
| · Dimming interface: | / |
| · Dimming range: | / |
| · Flicker-free: | PstLM < 1, SVM < 0.4 |
| · Input votage shock: | 320VAC 1H |
| · Operating temperature range: | Ta -20...+50°C |
| · Surge protection: | L-N:1kV L/N-GND:2kV |
| · Power factor: | > 0.9 |
| · Start up time: | < 500ms@230V |

## Product Dimensions

1. LCCB 35/LCCB 50

2. LCCB 75

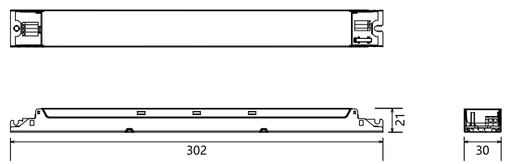


3. LCCB 100

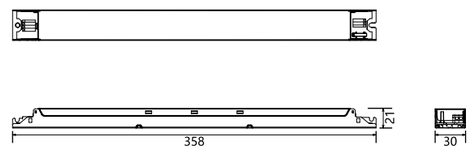


## Product Wiring Diagram



# SELV DIP Series

DIP set

Application: suitable for luminaries of Class I, such as linear lights, tri-proof lights, office lighting, etc.

## Features

- Constant power output design with wide operating window.
- High power factor, suitable for luminaries of Class I.
- Flicker free.
- DIP switch for multi-currents.

## Product Parameters

| Model No. | Power | Input voltage | Output voltage | Output current | Efficiency @full load | Dimensions (mm) |
|---|---|---|---|---|---|---|
| ID LCCB 35/230/350-700 DIP FV1 | 35W | 220-240VAC<br>220-240VDC | 15-54V | 350-700mA | 87% | L278*W30*H21 |
| ID LCCB 35/230/500-850 DIP FV1 | 35W | 220-240VAC<br>220-240VDC | 15-54V | 500-850mA | 87% | L278*W30*H21 |
| ID LCCB 50/230/750-1100 DIP FV1 | 50W | 220-240VAC<br>220-240VDC | 15-54V | 750-1100mA | 88% | L278*W30*H21 |
| ID LCCB 50/230/1050-1400 DIP FV1 | 50W | 220-240VAC<br>220-240VDC | 15-54V | 1050-1400mA | 88% | L278*W30*H21 |
| ID LCCB 75/230/1300-1650 DIP FV1 | 75W | 220-240VAC<br>220-240VDC | 15-54V | 1300-1650mA | 88% | L302*W30*H21 |
| ID LCCB 75/230/1650-2000 DIP FV1 | 75W | 220-240VAC<br>220-240VDC | 15-54V | 1650-2000mA | 88% | L302*W30*H21 |
| ID LCCB 100/230/1850-2200 DIP FV1 | 100W | 220-240VAC<br>220-240VDC | 15-54V | 1850-2200mA | 89% | L358*W30*H21 |

## Product Specifications

| Basic information | Data parameters |
|---|---|
| · Power range: | 6-100W |
| · Adjustable output current: | DIP Switch |
| · Dimming interface: | / |
| · Dimming range: | / |
| · Flicker-free: | PstLM < 1, SVM < 0.4 |
| · Input votage shock: | 320VAC 1H |
| · Operating temperature range: | Ta -20...+50°C |
| · Surge protection: | L-N:1kV L/N-GND:2kV |
| · Power factor: | > 0.9 |
| · Start up time: | < 500ms@230V |

## Product Dimensions

1. LCCB 35/LCCB 50

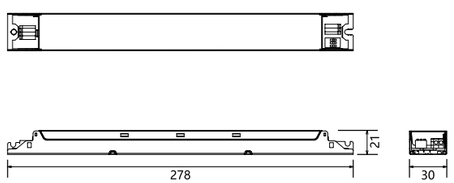






2. LCCB 75

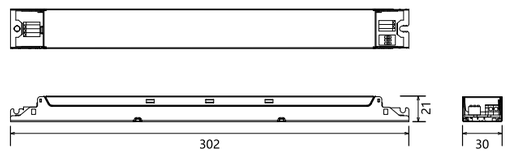


3. LCCB 100

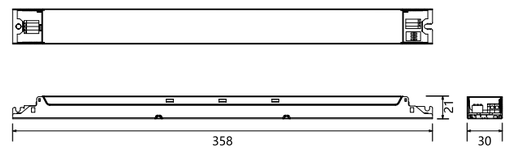


## Product Wiring Diagram



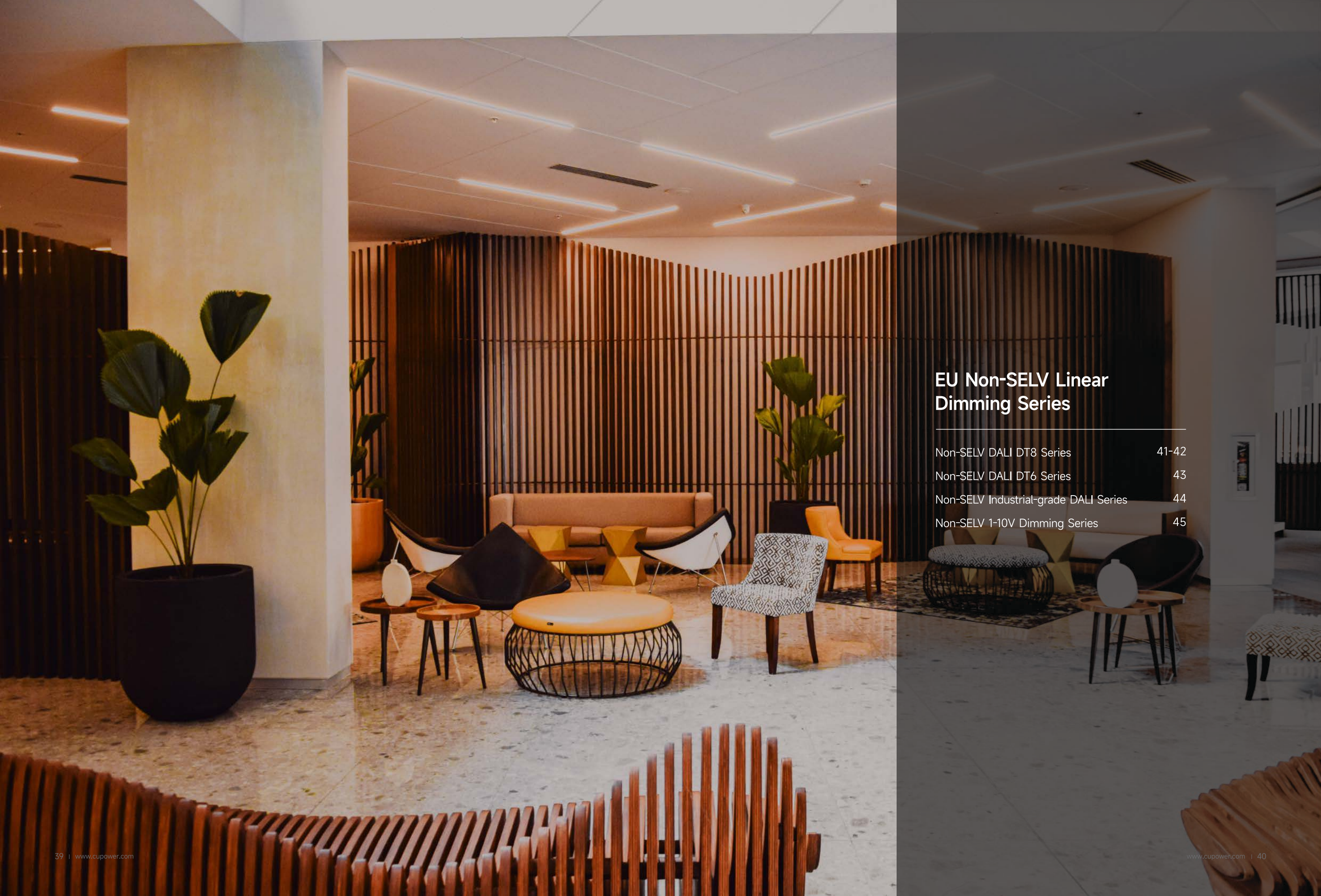

# EU Non-SELV Linear Dimming Series


Non-SELV DALI DT8 Series 41-42

Non-SELV DALI DT6 Series 43

Non-SELV Industrial-grade DALI Series 44

Non-SELV 1-10V Dimming Series 45

# Non-SELV DALI DT8 Series

Application: suitable for luminaries of Class I, such as linear lights, tri-proof lights, floor lights and office lighting, etc.




## Features

- Constant power output design with wide operating window.
- Support DALI-2 + push DIM and push CCT adjustable.
- DALI part 251, 252, 253 (luminaire date, energy reporting, diagnostic and maintenance).
- Support NFC reader to precisely control current, CLO, dimming curve, DALI address, etc.
- The DC emergency mode adjusts the current to 15% by default (adjustable).
- Support two independent DT6 or one DT8 output, smooth dimming, flicker free, dimming range 1-100% (amplitude dimming).
- Standby power consumption < 0.3W, meet ErP energy efficiency certification.

## Product Parameters

| Model No. | Power | Input voltage | Output voltage | Output current | Efficiency @full load | Dimensions (mm) |
|---|---|---|---|---|---|---|
| ID LCCB 36/230/075-400 DT8 NFC FV1 | 36W | 220-240VAC<br>220-240VDC | 50-240V | 75-400mA | 90% | L278*W30*H16 |
| ID LCCB 75/230/150-700 DT8 NFC FV1 | 75W | 220-240VAC<br>220-240VDC | 50-240V | 150-700mA | 92% | L360*W30*H16 |
| ID LCCB 100/230/200-1050 DT8 NFC FV1 | 100W | 220-240VAC<br>220-240VDC | 50-240V | 200-1050mA | 93% | L405*W30*H16 |

## Product Specifications

| Basic information | Data parameters |
|---|---|
| · Power range: | 4-100W |
| · Adjustable output current: | NFC |
| · Dimming interface: | DALI-2/PUSH |
| · Dimming range: | 1-100% |
| · Flicker-free: | PstLM < 1, SVM < 0.4 |
| · Input votage shock: | 320VAC 1H |
| · Operating temperature range: | Ta -20...+50°C |
| · Surge protection: | L-N:1kV L/N-GND:2kV |
| · Power factor: | > 0.9 |
| · Start up time: | < 700ms@230V |

## Product Dimensions

1. LCCB 36

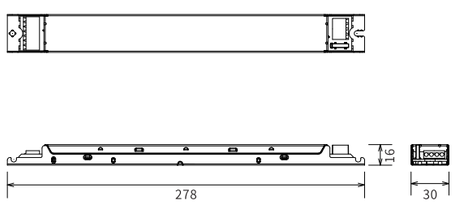






2. LCCB 75

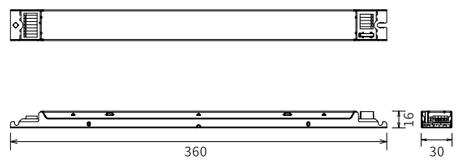


3. LCCB 100

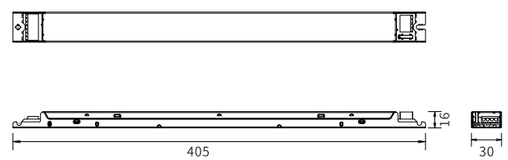


## Product Wiring Diagram



# Non-SELV DALI DT6 Series

Application: suitable for luminaries of Class I, such as linear lights, tri-proof lights, floor lights and office lighting, etc.

## Features

- Constant power output design with wide operating window.
- Support DALI-2 + push DIM.
- DALI part 251, 252, 253 (luminaire date, energy reporting, diagnostic and maintenance).
- Support NFC reader to precisely control current, CLO, dimming curve, DALI address, etc.
- The DC emergency mode adjusts the current to 15% by default (adjustable).
- Smooth dimming, flicker free, dimming range 1-100% (amplitude dimming).
- Standby power consumption < 0.3W, meet ErP energy efficiency certification.

## Product Parameters

| Model No. | Power | Input voltage | Output voltage | Output current | Efficiency @full load | Dimensions (mm) |
|---|---|---|---|---|---|---|
| ID LCCB 36/230/050-400 DALI NFC FV1 | 36W | 220-240VAC<br>220-240VDC | 57-137V | 50-400mA | 92% | L278*W30*H16 |
| ID LCCB 75/230/050-400 DALI NFC FV1 | 75W | 220-240VAC<br>220-240VDC | 50-220V | 50-400mA | 92% | L278*W30*H16 |
| ID LCCB 100/230/200-700 DALI NFC FV1 | 100W | 220-240VAC<br>220-240VDC | 50-220V | 200-700mA | 93% | L360*W30*H16 |

## Product Specifications

| Basic information | Data parameters |
|---|---|
| · Power range: | 3-100W |
| · Adjustable output current: | NFC |
| · Dimming interface: | DALI-2 |
| · Dimming range: | 1-100% |
| · Flicker-free: | PstLM < 1, SVM < 0.4 |
| · Input votage shock: | 320VAC 1H |
| · Operating temperature range: | Ta -20 … +50 °C |
| · Surge protection: | L-N:1kV L/N-GND:2kV |
| · Power factor: | > 0.9 |
| · Start up time: | < 700 ms @ 230V |

## Product Dimensions

1. LCCB 36/LCCB 75

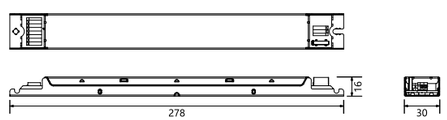


2. LCCB 100




## Product Wiring Diagram








# Non-SELV Industrial-grade DALI Series

Application: suitable for luminaries of Class I/II, such as industrial linear lights, linear highbay and industrial workshops, etc.

## Features

- Constant power output design with wide operating window.
- Support DALI-2 + push DIM.
- DALI part 251, 252, 253 (luminaire date, energy reporting, diagnostic and maintenance).
- Support NFC reader to precisely control current, CLO, dimming curve, DALI address, etc.
- The DC emergency mode adjusts the current to 15% by default (adjustable).
- Smooth dimming, flicker free, dimming range 1-100% (amplitude dimming).
- Standby power consumption < 0.3W, meet ErP energy efficiency certification.
- High surge protection L-N: 4kV、L/N-GND: 4kV.



## Product Parameters

| Model No. | Power | Input voltage | Output voltage | Output current | Efficiency @full load | Dimensions (mm) |
|---|---|---|---|---|---|---|
| ID LCCB 75/230/125-550 DALI NFC IND FV1 | 75W | 220-240VAC<br>220-240VDC | 64-290V | 125-550mA | 93% | L358*W30*H21 |
| ID LCCB 100/230/200-700 DALI NFC IND FV1 | 100W | 220-240VAC<br>220-240VDC | 64-290V | 200-700mA | 94% | L358*W30*H21 |
| ID LCCB 150/230/200-900 DALI NFC IND FV1 | 150W | 220-240VAC<br>220-240VDC | 64-290V | 200-900mA | 94% | L358*W30*H21 |
| ID LCCB 300/230/250-1600 DALI NFC IND FV1 | 300W | 220-240VAC<br>220-240VDC | 64-290V | 250-1600mA | 95% | L480*W30*H21 |

## Product Specifications

| Basic information | Data parameters |
|---|---|
| · Power range: | 8-300W |
| · Adjustable output current: | NFC |
| · Dimming interface: | DALI-2 |
| · Dimming range: | 1-100% |
| · Flicker-free: | PstLM < 1, SVM < 0.4 |
| · Input votage shock: | 320VAC 1H |
| · Operating temperature range: | Ta-40...+65°C |
| · Surge protection: | L-N:4kV L/N-GND:4kV |
| · Power factor: | > 0.9 |
| · Start up time: | < 700 ms @ 230V |

## Product Dimensions

1. LCCB 75/LCCB 100/LCCB 150

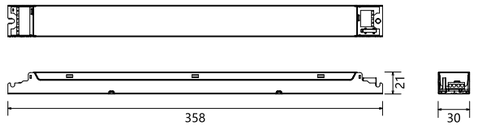


2. LCCB 300

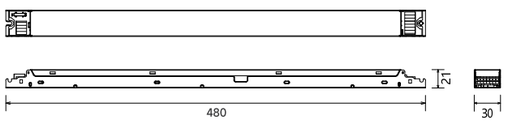


## Product Wiring Diagram



# Non-SELV 1-10V Dimming Series

1-10 V | DIP set

Application: suitable for luminaries of Class I, such as linear lights, tri-proof lights and office lighting, etc.



## Features

- Constant power output design with wide operating window.
- High power factor, suitable for luminaries of Class I.
- Flicker free.
- DIP switch for multi-currents.
- Smooth dimming, flicker free, dimming range 1-100% (amplitude dimming).
- Standby power consumption < 0.5W, meet ErP energy efficiency certification.

## Product Parameters

| Model No. | Power | Input voltage | Output voltage | Output current | Efficiency @full load | Dimensions (mm) |
|---|---|---|---|---|---|---|
| ID LCCB 36/230/200-400 1-10V FV2 | 36W | 220-240VAC<br>220-240VDC | 50-137V | 200-400mA | 91% | L193*W30*H21 |
| ID LCCB 75/230/200-400 1-10V FV2 | 75W | 220-240VAC<br>220-240VDC | 50-220V | 200-400mA | 92% | L278*W30*H21 |
| ID LCCB 100/230/400-700 1-10V FV2 | 100W | 220-240VAC<br>220-240VDC | 50-220V | 400-700mA | 93% | L278*W30*H21 |

## Product Specifications

| Basic information | Data parameters |
|---|---|
| · Power range: | 10-100W |
| · Adjustable output current: | DIP Switch |
| · Dimming interface: | 1-10V |
| · Dimming range: | 1-100% |
| · Flicker-free: | PstLM < 1, SVM < 0.4 |
| · Input votage shock: | 320VAC 1H |
| · Operating temperature range: | Ta -20 … +50 °C |
| · Surge protection: | L-N:1kV L/N-GND:2kV |
| · Power factor: | > 0.9 |
| · Start up time: | < 500ms @ 230V |

## Product Dimensions

1. LCCB 36

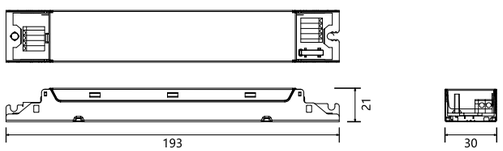


2. LCCB 75/LCCB 100

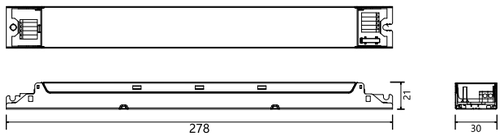


## Product Wiring Diagram



# EU Non-SELV Linear Non-dimming Series


Non-SELV Industrial-grade NFC Series 49

Non-SELV NFC Series 50

Non-SELV DIP Series 51

Non-SELV Color Temperature Adjustable Series 52

# Non-SELV Industrial-grade NFC Series

NFC

Application: suitable for luminaries of Class I/II, such as industrial linear lights, linear highbay and industrial workshops, etc.

## Features

- Constant power output design with wide operating window.
- High power factor, suitable for luminaries of Class I.
- Flicker free.
- Support NFC reader to precisely control current, CLO.
- High surge protection L-N: 4kV、L/N-GND: 4kV.



## Product Parameters

| Model No. | Power | Input voltage | Output voltage | Output current | Efficiency @full load | Dimensions (mm) |
|---|---|---|---|---|---|---|
| ID LCCB 75/230/125-550 NFC IND FV1 | 75W | 220-240VAC<br>220-240VDC | 64-290V | 125-550mA | 93% | L278*W30*H21 |
| ID LCCB 100/230/200-700 NFC IND FV1 | 100W | 220-240VAC<br>220-240VDC | 64-290V | 200-700mA | 94% | L358*W30*H21 |
| ID LCCB 150/230/200-900 NFC IND FV1 | 150W | 220-240VAC<br>220-240VDC | 64-290V | 200-900mA | 94% | L358*W30*H21 |
| ID LCCB 300/230/250-1600 NFC IND FV1 | 300W | 220-240VAC<br>220-240VDC | 64-290V | 250-1600mA | 95% | L480*W30*H21 |

## Product Specifications

| Basic information | Data parameters |
|---|---|
| · Power range: | 8-300W |
| · Adjustable output current: | NFC |
| · Dimming interface: | / |
| · Dimming range: | / |
| · Flicker-free: | PstLM < 1, SVM < 0.4 |
| · Input votage shock: | 320VAC 1H |
| · Operating temperature range: | Ta-40...+65°C |
| · Surge protection: | L-N:4kV L/N-GND:4kV |
| · Power factor: | > 0.9 |
| · Start up time: | < 500 ms @ 230V |

## Product Dimensions

1. LCCB 75

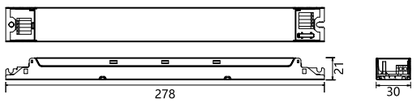


2. LCCB 100/LCCB 150

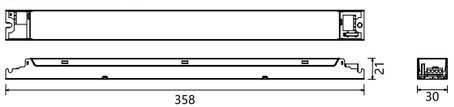


3. LCCB 300

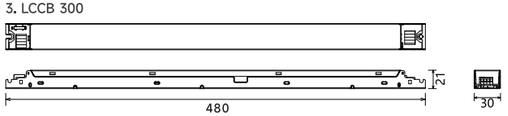


## Product Wiring Diagram








# Non-SELV NFC Series

NFC

Application: suitable for luminaries of Class I, such as linear lights, tri-proof lights and office lighting, etc.

## Features

- Constant power output design with wide operating window.
- High power factor, suitable for luminaries of Class I.
- Flicker free.
- Support NFC reader to precisely control current, CLO.

## Product Parameters

| Model No. | Power | Input voltage | Output voltage | Output current | Efficiency @full load | Dimensions (mm) |
|---|---|---|---|---|---|---|
| ID LCCB 36/230/120-400 NFC FV1 | 36W | 220-240VAC<br>220-240VDC | 50-137V | 120-400mA | 91% | L193*W30*H21 |
| ID LCCB 75/230/120-400 NFC FV1 | 75W | 220-240VAC<br>220-240VDC | 50-220V | 120-400mA | 92% | L278*W30*H21 |
| ID LCCB 100/230/250-700 NFC FV1 | 100W | 220-240VAC<br>220-240VDC | 50-220V | 250-700mA | 93% | L278*W30*H21 |

## Product Specifications

| Basic information | Data parameters |
|---|---|
| · Power range: | 6-100W |
| · Adjustable output current: | NFC |
| · Dimming interface: | / |
| · Dimming range: | / |
| · Flicker-free: | PstLM < 1, SVM < 0.4 |
| · Input votage shock: | 320VAC 1H |
| · Operating temperature range: | Ta-20 … +55 °C |
| · Surge protection: | L-N:1kV L/N-GND:2kV |
| · Power factor: | > 0.9 |
| · Start up time: | < 500 ms @ 230V |

## Product Dimensions

1. LCCB 36

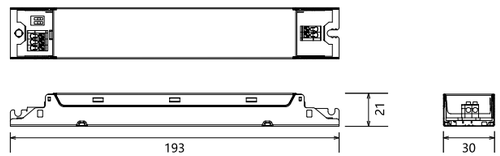


2. LCCB 75/LCCB 100

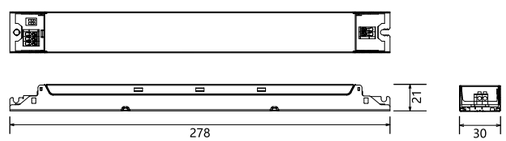


## Product Wiring Diagram



# Non-SELV DIP Series

DIP set

Application: suitable for luminaries of Class I, such as linear lights, tri-proof lights and office lighting, etc.

## Features

- Constant power output design with wide operating window.
- High power factor, suitable for luminaries of Class I.
- Flicker free.
- DIP switch for multi-currents.

## Product Parameters

| Model No. | Power | Input voltage | Output voltage | Output current | Efficiency @full load | Dimensions (mm) |
|---|---|---|---|---|---|---|
| ID LCCB 36/230/200-400 DIP FV1 | 36W | 220-240VAC<br>220-240VDC | 50-137V | 200-400mA | 91% | L193*W30*H21 |
| ID LCCB 75/230/200-400 DIP FV1 | 75W | 220-240VAC<br>220-240VDC | 50-220V | 200-400mA | 92% | L278*W30*H21 |
| ID LCCB 100/230/400-700 DIP FV1 | 100W | 220-240VAC<br>220-240VDC | 50-220V | 400-700mA | 93% | L278*W30*H21 |

## Product Specifications

| Basic information | Data parameters |
|---|---|
| · Power range: | 10-100W |
| · Adjustable output current: | DIP Switch |
| · Dimming interface: | / |
| · Dimming range: | / |
| · Flicker-free: | PstLM < 1, SVM < 0.4 |
| · Input votage shock: | 320VAC 1H |
| · Operating temperature range: | Ta-25...+55°C |
| · Surge protection: | L-N:1kV L/N-GND:2kV |
| · Power factor: | > 0.9 |
| · Start up time: | < 500ms@230V |

## Product Dimensions

1. LCCB 36

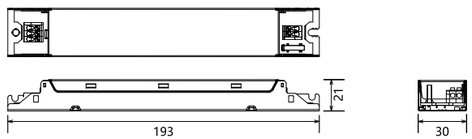


2. LCCB 75/LCCB 100

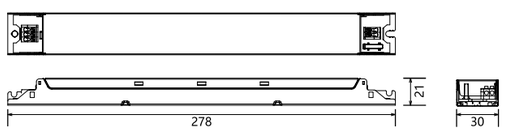


## Product Wiring Diagram








# Non-SELV Color Temperature Series

DIP set

Application: suitable for luminaries of Class I, such as linear lights, tri-proof lights and office lighting, etc.

CCT

## Features

- High power factor, suitable for luminaries of Class I.
- Flicker free.
- DIP switch for multi-currents.
- Support 3-step color temperature selection via sliding switch (optional).

## Product Parameters

| Model No. | Power | Input voltage | Output voltage | Output current | Efficiency @full load | Dimensions (mm) |
|---|---|---|---|---|---|---|
| XZ-LK20B-600XXX-T | 20W | 220-240VAC | 25-60V | 200-350mA | 89% | L177*W30*H21 |
| XZ-LK40B-121XXX-T | 40W | 220-240VAC | 52-120V | 200-350mA | 90% | L177*W30*H21 |
| XZ-LK60B-171XXX-T | 60W | 220-240VAC | 90-175V | 200-350mA | 91% | L193*W30*H21 |

## Product Specifications

| Basic information | Data parameters |
|---|---|
| · Power range: | 5-60W |
| · Adjustable output current: | DIP Switch |
| · Dimming interface: | / |
| · Dimming range: | / |
| · Flicker-free: | PstLM < 1, SVM < 0.4 |
| · Input votage shock: | 320VAC 1H |
| · Operating temperature range: | Ta -20...+50°C |
| · Surge protection: | L-N:1kV L/N-GND:2kV |
| · Power factor: | > 0.9 |
| · Start up time: | < 500ms@230V |

## Product Dimensions

1. LK20B/LK40B

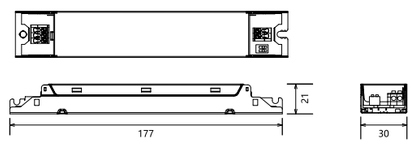


2. LK60B

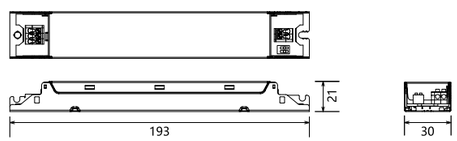


## Product Wiring Diagram






# EU SELV Compact Dimming Series


| | |
|---|---|
| DALI DT8 Series | 55-56 |
| DALI DT6 Flash Series | 57 |
| DALI DT6 Independent Series | 58 |
| DALI DT6 Loop Through Series | 59 |
| DALI Removable Terminal Blocks Series | 60 |
| RD DALI DT6 Series | 61 |
| RD DALI DT8 Series | 62 |
| RD 0/1-10V Series | 63 |
| 1-10V Dimming Series | 64 |

# DALI DT8 Series

Application: suitable for luminaries of Class I/II, such as downlights, panel lights and exhibition hall lighting, office lighting, supermarket retail, etc.

## Features

- Constant power output design with wide operating window.
- Support DALI-2 + push DIM + push CCT adjustable.
- Support NFC reader to precisely control current, CLO, dimming curve, DALI address, etc.
- Support two independent DT6 or one DT8 output, dimming range 1-100% (amplitude dimming).
- Smooth dimming and color temperature, flicker free.
- DALI part 251, 252, 253 (luminaire date, energy reporting, diagnostic and maintenance) (suitable for 30W, 44W, 60W).
- The DC emergency mode adjusts the current to 15% by default (adjustable) (suitable for 30W, 44W, 60W).
- Removable terminal blocks, comply with 2.5mm2 engineering incoming line specification.
- Standby power consumption < 0.5W, meet ErP energy efficiency certification.





XZ-ID-LOOP-C

XZ-ID-C

## Product Parameters

| Model No. | Power | Input voltage | Output voltage | Output current | Efficiency @full load | Dimensions (mm) |
|---|---|---|---|---|---|---|
| ID CCCB 20/230/150-500 DT8 NFC FV1 | 20W | 220-240VAC<br>220-240VDC | 10-48V | 150-500mA | 85% | L109*W43*H21 |
| ID CCCB 30/230/350-850 DT8 NFC FV1 | 30W | 220-240VAC<br>220-240VDC | 10-54V | 350-850mA | 88% | L135*W56.5*H21 |
| ID CCCB 44/230/500-1050 DT8 NFC FV1 | 44W | 220-240VAC<br>220-240VDC | 10-54V | 500-1050mA | 89% | L135*W56.5*H21 |
| ID CCCB 60/230/700-1500 DT8 NFC FV1 | 60W | 220-240VAC<br>220-240VDC | 10-54V | 700-1500mA | 90% | L135*W70*H21 |

## Product Specifications

| Basic information | Data parameters |
|---|---|
| · Power range: | 2-60W |
| · Adjustable output current: | NFC |
| · Dimming interface: | DALI-2/PUSH |
| · Dimming range: | 1-100% |
| · Flicker-free: | PstLM < 1, SVM < 0.4 |
| · Input votage shock: | 320VAC 1H |
| · Operating temperature range: | Ta -20...+50°C |
| · Surge protection: | L-N:1kV |
| · Power factor: | > 0.9 |
| · Start up time: | < 700ms@230V |

## Terminal block

1.XZ-ID-LOOP-C

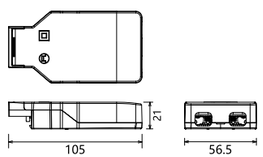


2.XZ-ID-C

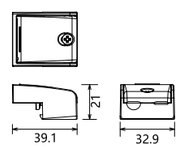






## Product Dimensions

1.CCCB 20 DALI DT8

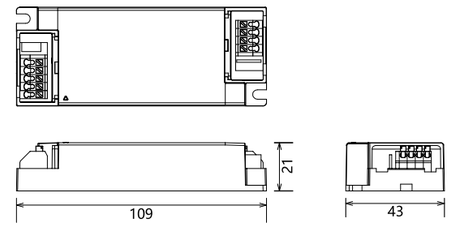


2. CCCB 30/CCCB 44 DALI DT8

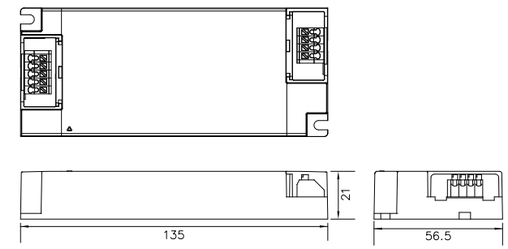


3. CCCB 60 DALI DT8

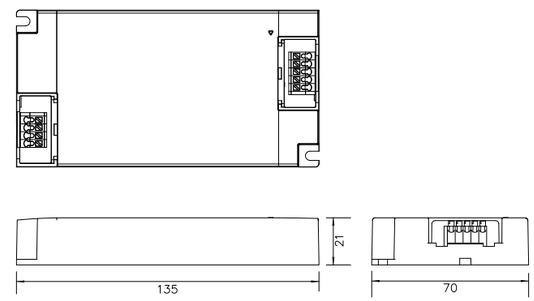


## Product Wiring Diagram



# DALI DT6 Flash Series

Application: suitable for luminaries of Class I/II, such as downlights, linear lights, office lighting, supermarket retail lighting, exhibition hall lighting, etc.

## Features

- Constant power output design with wide operating window.
- Support DALI-2 + push DIM.
- Support NFC reader to precisely control current, CLO, dimming curve, DALI address, etc.
- DALI part 251, 252, 253 (luminaire date, energy reporting, diagnostic and maintenance).
- The DC emergency mode adjusts the current to 15% by default (adjustable).
- Smooth dimming, flicker free, dimming range 1-100% (amplitude dimming).
- Standby power consumption < 0.5W, meet ErP energy efficiency certification.




## Product Parameters

| Model No. | Power | Input voltage | Output voltage | Output current | Efficiency @full load | Dimensions (mm) |
|---|---|---|---|---|---|---|
| ID CCCB 40/230/150-1050 DALI NFC FV1 | 40W | 220-240VAC<br>220-240VDC | 5-52VDC | 150-1050mA | 89% | L150*W29*H21 |

## Product Specifications

| Basic information | Data parameters |
|---|---|
| · Power range: | 8-40W |
| · Adjustable output current: | NFC |
| · Dimming interface: | DALI-2/ PUSH |
| · Dimming range: | 1-100% |
| · Flicker-free: | PstLM < 1, SVM < 0.4 |
| · Input votage shock: | 320VAC 1H |
| · Operating temperature range: | Ta-20...+45°C |
| · Surge protection: | L-N: 1kV |
| · Power factor: | > 0.9 |
| · Start up time: | < 700ms @ 230V |

## Product Dimensions

1. Built-in

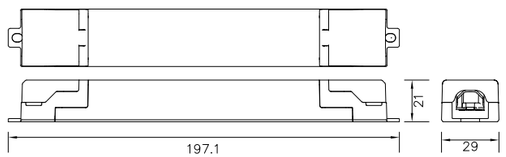


2. Independent

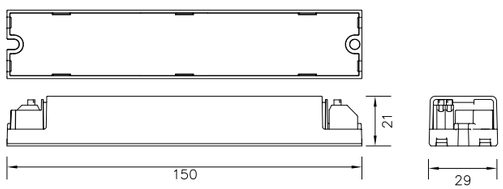


## Product Wiring Diagram




## Terminal block

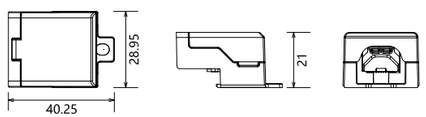






# DALI DT6 Independent Series

Application: suitable for luminaries of Class I/II, such as downlights, office lighting, supermarket retail lighting, etc.

## Features

- Constant power output design with wide operating window.
- Support DALI-2 + push DIM.
- The DC emergency mode adjusts the current to 15% by default (adjustable).
- Smooth dimming, flicker free, dimming range 1-100% (amplitude dimming).
- DIP switch for multi-currents.
- Standby power consumption < 0.5W, meet ErP energy efficiency certification.




## Product Parameters

| Model No. | Power | Input voltage | Output voltage | Output current | Efficiency @full load | Dimensions (mm) |
|---|---|---|---|---|---|---|
| ID CCCI 15/230/100-450 DALI FV1 | 15W | 220-240VAC<br>220-240VDC | 2.5-52V | 100-450mA | 85% | L145*W33*H21 |
| ID CCCI 30/230/400-750 DALI FV1 | 30W | 220-240VAC<br>220-240VDC | 2.5-52V | 400-750mA | 88% | L160*W43*H21 |

## Product Specifications

| Basic information | Data parameters |
|---|---|
| · Power range: | 3-30W |
| · Adjustable output current: | DIP Switch |
| · Dimming interface: | DALI-2/PUSH |
| · Dimming range: | 1-100% |
| · Flicker-free: | PstLM < 1, SVM < 0.4 |
| · Input votage shock: | 320VAC 1H |
| · Operating temperature range: | Ta -20 … +50 °C |
| · Surge protection: | L-N: 1kV |
| · Power factor: | > 0.9 |
| · Start up time: | < 700ms @ 230V |

## Product Dimensions

1. ID CCCI 15/230/100-450

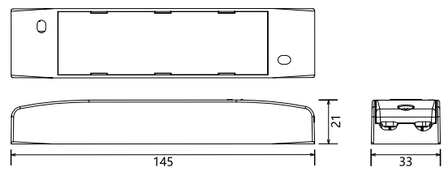


2. ID CCCI 30/230/400-750

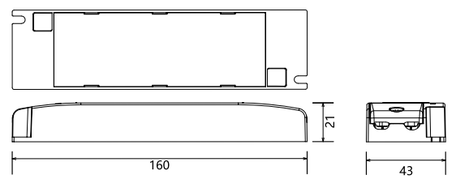


## Product Wiring Diagram

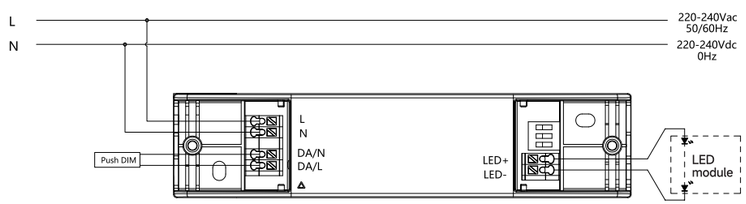

# DALI DT6 Loop Through Series

Application: suitable for luminaries of Class I/II, such as panel lights, office lighting, supermarket retail lighting, etc.

## Features

- Constant power output design with wide operating window.
- Support DALI-2 + push DIM.
- DALI part 251, 252, 253 (luminaire date, energy reporting, diagnostic and maintenance).
- The DC emergency mode adjusts the current to 15% by default (adjustable).
- Smooth dimming, flicker free, dimming range 1-100% (amplitude dimming).
- DIP switch for multi-currents.
- Comply with cotton cover test requirements (maximum current 950mA).
- Comply with 2.5mm²engineering incoming line specification.
- Standby power consumption < 0.5W, meet ErP energy efficiency certification.

## Product Parameters

| Model No. | Power | Input voltage | Output voltage | Output current | Efficiency @full load | Dimensions (mm) |
|---|---|---|---|---|---|---|
| ID CCCI 40/230/300-1050 DALI DIP FV1 | 40W | 220-240VAC<br>220-240VDC | 25-40V | 300-1050mA | 89% | L170*W65*H30 |
| ID CCCI 44/230/300-1050 DALI FV1 | 44W | 220-240VAC<br>220-240VDC | 6-52V | 300-1050mA | 88% | L170*W65*H30 |

## Product Specifications

| Basic information | Data parameters |
|---|---|
| · Power range: | 2-44W |
| · Adjustable output current: | DIP Switch |
| · Dimming interface: | DALI-2/PUSH |
| · Dimming range: | 1-100% |
| · Flicker-free: | PstLM < 1, SVM < 0.4 |
| · Input votage shock: | 320VAC 1H |
| · Operating temperature range: | Ta -20 … +45°C |
| · Surge protection: | L-N:1kV LN-GND:2kV |
| · Power factor: | > 0.9 |
| · Start up time: | < 700 ms @ 230V |

## Product Wiring Diagram

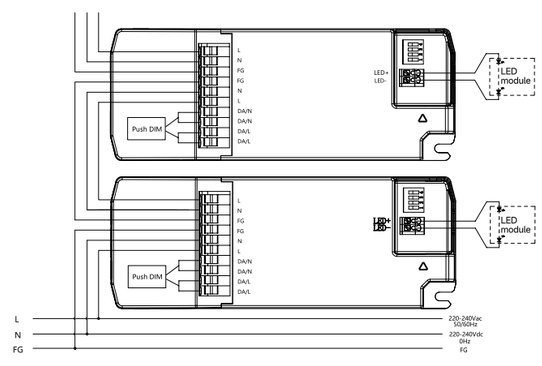


## Product Dimensions

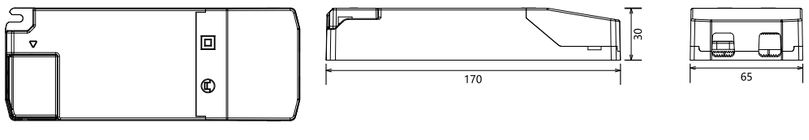






# DALI Removable Terminal Blocks Series

Application: suitable for luminaries of Class I/II, such as track lights, panel lights, office lighting, supermarket retail lighting, restaurant lighting, etc.

## Features

- Constant power output design with wide operating window.
- Support DALI-2 + push DIM.
- DALI part 251, 252, 253 (luminaire date, energy reporting, diagnostic and maintenance).
- The DC emergency mode adjusts the current to 15% by default (adjustable).
- Smooth dimming, flicker free, dimming range 1-100% (amplitude dimming).
- DIP switch for multi-currents.
- Removable terminal blocks, comply with 2.5mm²engineering incoming line specification.
- Standby power consumption < 0.5W, meet ErP energy efficiency certification.




XZ-ID-LOOP-A XZ-ID-A

## Product Parameters

| Model No. | Power | Input voltage | Output voltage | Output current | Efficiency @full load | Dimensions (mm) |
|---|---|---|---|---|---|---|
| ID CCCB 28/230/150-700 DALI FV1 | 28W | 220-240VAC<br>220-240VDC | 6-52V | 150-700mA | 87% | L97*W43*H30 |
| ID CCCB 40/230/300-1050 DALI FV1 | 40W | 220-240VAC<br>220-240VDC | 6-52V | 300-1050mA | 87% | L97*W43*H30 |
| ID CCCB 44/230/300-1050 DALI FV1 | 44W | 220-240VAC<br>220-240VDC | 6-52V | 300-1050mA | 87% | L97*W43*H30 |

## Product Specifications

| Basic information | Data parameters |
|---|---|
| · Power range: | 1- 44 W |
| · Adjustable output current: | DIP Switch |
| · Dimming interface: | DALI-2/PUSH |
| · Dimming range: | 1-100% |
| · Flicker-free: | PstLM < 1, SVM < 0.4 |
| · Input votage shock: | 320VAC 1H |
| · Operating temperature range: | Ta -20 … +50 °C |
| · Surge protection: | L-N: 1kV |
| · Power factor: | > 0.9 |
| · Start up time: | < 700 ms @ 230V |

## Product Wiring Diagram

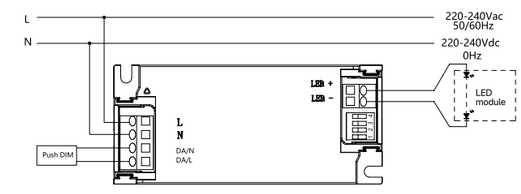


## Terminal block

1.XZ-ID-LOOP-A 2.XZ-ID-A

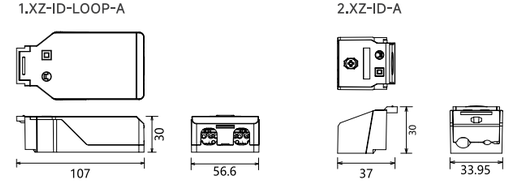


## Product Dimensions

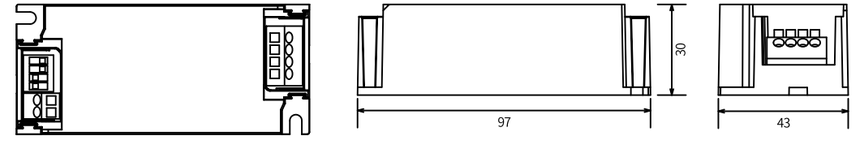

# RD DALI DT6 Series

Application: suitable for luminaries of Class I/II, such as downlights, panel lights, office lighting, supermarket retail lighting, etc.

## Features

- Constant power output design with wide operating window.
- Support DALI-2 + push DIM.
- Smooth dimming, dimming range 0.1-100%.
- DIP switch for multi-currents.
- Standby power consumption < 0.5W, meet ErP energy efficiency certification.

12-20W ϕ45

40W ϕ50

## Product Parameters

| Model No. | Power | Input voltage | Output voltage | Output current | Efficiency @full load | Dimensions (mm) |
|---|---|---|---|---|---|---|
| RD CCCI 12/230/100-450 DT6 DIP FV1 | 12W | 220-240VAC<br>220-240VDC | 6-42V | 100-450mA | 85% | L133*W38*H21 |
| RD CCCI 12/230/350-700 DT6 DIP FV1 | 12W | 220-240VAC<br>220-240VDC | 6-30V | 350-700mA | 83% | L133*W38*H21 |
| RD CCCI 20/230/350-700 DT6 DIP FV1 | 20W | 220-240VAC<br>220-240VDC | 6-42V | 350-700mA | 86% | L133*W38*H21 |
| RD CCCI 40/230/700-1050 DT6 DIP FV1 | 40W | 220-240VAC<br>220-240VDC | 6-42V | 700-1050mA | 88% | L156*W43*H21 |

## Product Specifications

| Basic information | Data parameters |
|---|---|
| · Power range: | 1-40W |
| · Adjustable output current: | DIP Switch |
| · Dimming interface: | DALI-2/PUSH |
| · Dimming range: | 0.1-100% |
| · Flicker-free: | PstLM < 1, SVM < 0.4 |
| · Input votage shock: | 320VAC 1H |
| · Operating temperature range: | Ta -20 … +45°C |
| · Surge protection: | L-N:1kV |
| · Power factor: | > 0.9 |
| · Start up time: | < 750ms @ 230V |

## Product Dimensions

1.CCCI 12/CCCI 20

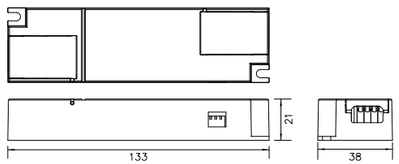


2.CCCI 40

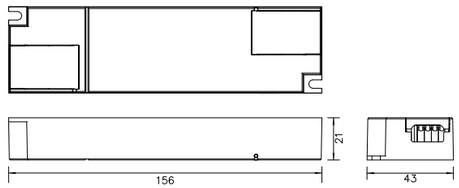


## Product Wiring Diagram

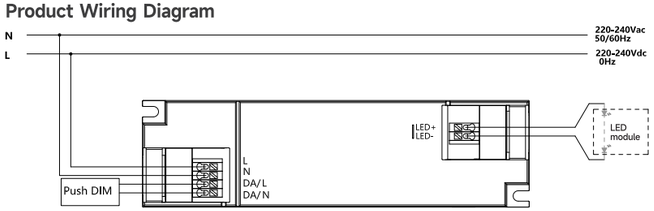






# RD DALI DT8 Series

Application: suitable for luminaries of Class I/II, such as downlights, panel lights, office lighting, supermarket retail lighting, etc.

## Features

- Constant power output design with wide operating window.
- Support DALI-2 + push DIM and push CCT adjustable.
- Support two independent DT6 or one DT8 output, dimming range 0.1-100%.
- Smooth dimming and color temperature.
- DIP switch for multi-currents.
- Standby power consumption < 0.5W, meet ErP energy efficiency certification.

12-20W ϕ45

40W ϕ50

## Product Parameters

| Model No. | Power | Input voltage | Output voltage | Output current | Efficiency @full load | Dimensions (mm) |
|---|---|---|---|---|---|---|
| RD CCCI 12/230/100-450 DT8 DIP FV1 | 12W | 220-240VAC<br>220-240VDC | 6-42V | 100-450mA | 85% | L133*W38*H21 |
| RD CCCI 12/230/350-700 DT8 DIP FV1 | 12W | 220-240VAC<br>220-240VDC | 6-30V | 350-700mA | 83% | L133*W38*H21 |
| RD CCCI 20/230/350-700 DT8 DIP FV1 | 20W | 220-240VAC<br>220-240VDC | 6-42V | 350-700mA | 86% | L133*W38*H21 |
| RD CCCI 40/230/700-1050 DT8 DIP FV1 | 40W | 220-240VAC<br>220-240VDC | 6-42V | 700-1050mA | 88% | L156*W43*H21 |

## Product Specifications

| Basic information | Data parameters |
|---|---|
| · Power range: | 4-40W |
| · Adjustable output current: | DIP Switch |
| · Dimming interface: | DALI-2/PUSH |
| · Dimming range: | 0.1-100% |
| · Flicker-free: | PstLM < 1, SVM < 0.4 |
| · Input votage shock: | 320VAC 1H |
| · Operating temperature range: | Ta -20 … +45°C |
| · Surge protection: | L-N:1kV LN-GND:2kV |
| · Power factor: | > 0.9 |
| · Start up time: | < 750ms @ 230V |

## Product Dimensions

1.CCCI 12/CCCI 20

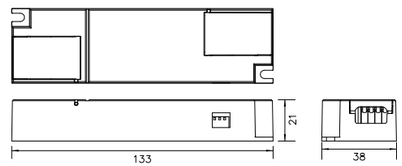


2.CCCI 40

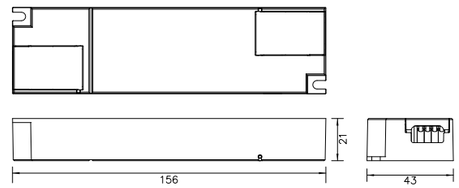


## Product Wiring Diagram

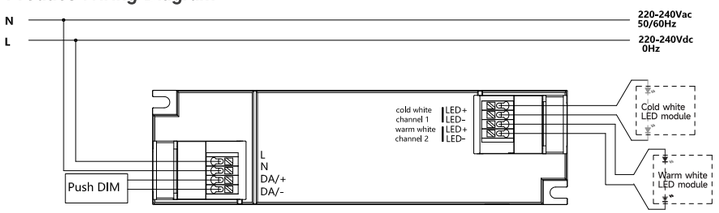

# RD 0/1-10V Series

0/1-10V DIP set

Application: suitable for luminaries of Class I/II, such as downlights, panel lights, office lighting, supermarket retail lighting, etc.

## Features

- High power factor, suitable for luminaries of Class I/II.
- Smooth dimming, dimming range 0.1-100%.
- DIP switch for multi-currents.
- Standby power consumption < 0.5W, meet ErP energy efficiency certification.

12-20W ϕ45

40W ϕ50

## Product Parameters

| Model No. | Power | Input voltage | Output voltage | Output current | Efficiency @full load | Dimensions (mm) |
|---|---|---|---|---|---|---|
| RD CCCI 12/230/100-450 0-10V DIP FV1 | 12W | 220-240VAC 220-240VDC | 6-42V | 100-450mA | 85% | L133*W38*H21 |
| RD CCCI 12/230/350-700 0-10V DIP FV1 | 12W | 220-240VAC 220-240VDC | 6-30V | 350-700mA | 83% | L133*W38*H21 |
| RD CCCI 20/230/350-700 0-10V DIP FV1 | 20W | 220-240VAC 220-240VDC | 6-42V | 350-700mA | 86% | L133*W38*H21 |
| RD CCCI 40/230/700-1050 0-10V DIP FV1 | 40W | 220-240VAC 220-240VDC | 6-42V | 700-1050mA | 88% | L156*W43*H21 |

## Product Specifications

| Basic information | Data parameters |
|---|---|
| · Power range: | 4-40W |
| · Adjustable output current: | DIP Switch |
| · Dimming interface: | 0/1-10V |
| · Dimming range: | 0.1-100% |
| · Flicker-free: | PstLM < 1, SVM < 0.4 |
| · Input votage shock: | 320VAC 1H |
| · Operating temperature range: | Ta -20 … +45°C |
| · Surge protection: | L-N:1kV LN-GND:2kV |
| · Power factor: | > 0.9 |
| · Start up time: | < 7 5 0 ms @ 230V |

## Product Dimensions

1.CCCI 12/CCCI 20

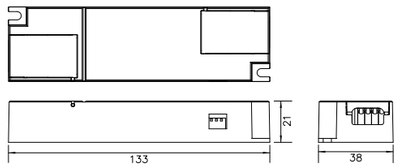


2.CCCI 40

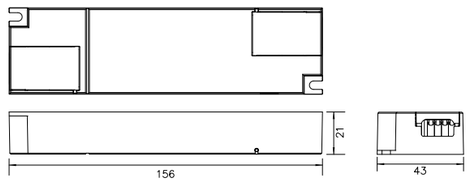


## Product Wiring Diagram

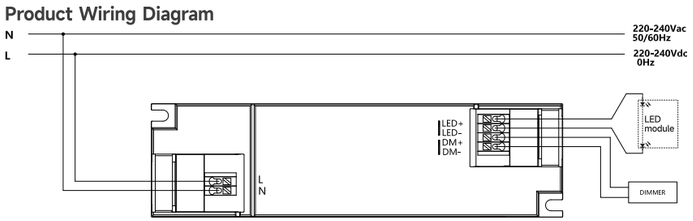






# 1-10V Dimming Series

1-10 V DIP set

Application: suitable for luminaries of Class II, such as panel lights, office lighting, supermarket retail lighting, etc.

## Features

- Push terminal design, easy to install.
- High power factor, suitable for luminaries of Class II.
- SELV 1-10V dimming solution.
- Smooth dimming, flicker free, dimming range 5-100% (amplitude dimming).
- DIP switch for multi-currents.

## Product Parameters

| Model No. | Power | Input voltage | Output voltage | Output current | Efficiency @full load | Dimensions (mm) |
|---|---|---|---|---|---|---|
| XZ-CH08B-420017-D | 8W | 220-240VAC | 30-42V | 100-175mA | 81% | L115*W45*H29 |
| XZ-CH15B-420035-D | 15W | 220-240VAC | 30-42V | 200-350mA | 83% | L115*W45*H29 |
| XZ-CH26B-420060-D | 26W | 220-240VAC | 30-42V | 450-600mA | 85% | L115*W45*H29 |
| XZ-CH35B-420080-D | 35W | 220-240VAC | 30-42V | 650-800mA | 85% | L180*W40*H30 |
| XZ-CH45B-420105-D | 45W | 220-240VAC | 30-42V | 900-1050mA | 86% | L180*W40*H30 |

## Product Specifications

| Basic information | Data parameters |
|---|---|
| · Power range: | 3-44W |
| · Adjustable output current: | DIP Switch |
| · Dimming interface: | 1-10V |
| · Dimming range: | 5-100% |
| · Flicker-free: | PstLM < 1, SVM < 0.4 |
| · Input votage shock: | / |
| · Operating temperature range: | Ta -20 … +45°C |
| · Surge protection: | L-N: 1kV |
| · Power factor: | > 0.9 |
| · Start up time: | < 500 ms @ 230V |

## Product Dimensions

1. CH 08/CH15/CH26

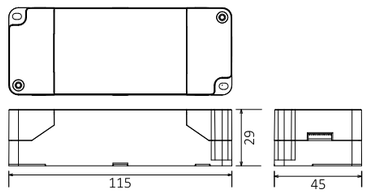


2. CH 35/CH45

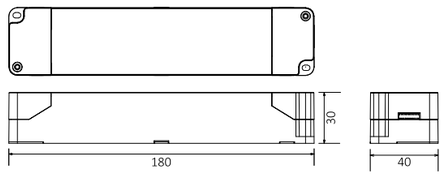


## Product Wiring Diagram

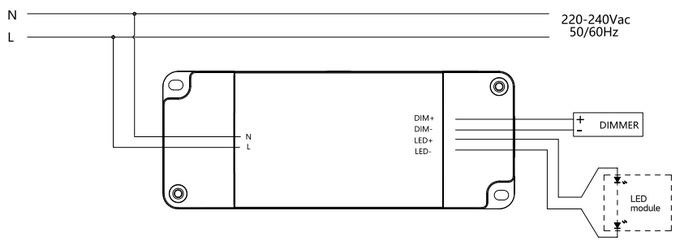

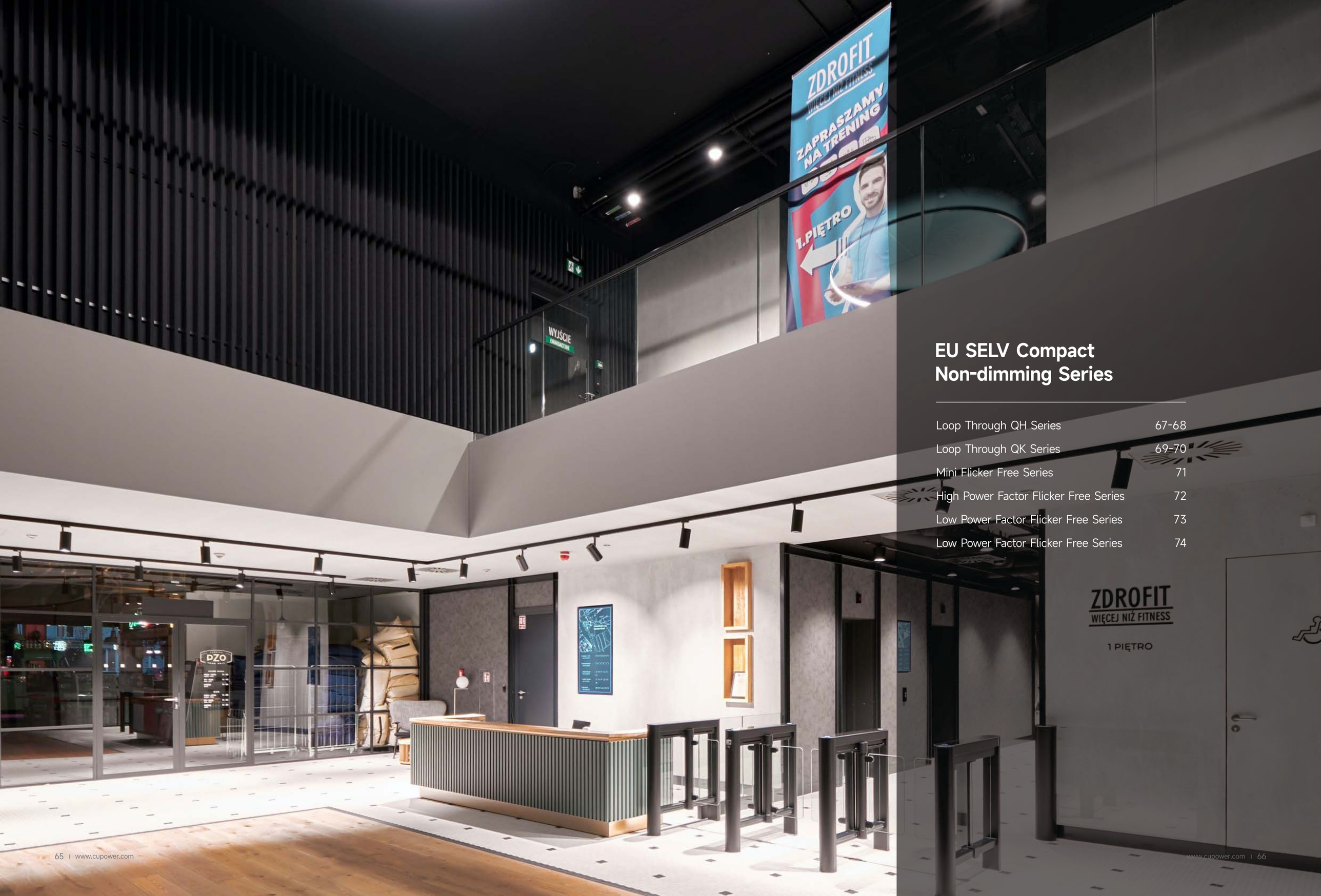


# EU SELV Compact Non-dimming Series


| | |
|---|---|
| Loop Through QH Series | 67-68 |
| Loop Through QK Series | 69-70 |
| Mini Flicker Free Series | 71 |
| High Power Factor Flicker Free Series | 72 |
| Low Power Factor Flicker Free Series | 73 |
| Low Power Factor Flicker Free Series | 74 |

# Loop Through QH Series

DIP set

Application: suitable for luminaries of Class I/II, such as panel lights, office lighting, supermarket retail lighting, etc.

## Features

- SELV power supply.
- High power factor, suitable for luminaries of Class I/II.
- Flicker free.
- Comply with 2.5mm²engineering incoming line specification.
- Support 3-step color temperature selection via sliding switch (optional).
- Comply with cotton cover test requirements (maximum current 850mA).

## Product Parameters

| Model No. | Power | Input voltage | Output voltage | Output current | Efficiency @full load | Dimensions (mm) |
|---|---|---|---|---|---|---|
| XZ-QH40B-400XXX-AB | 42W | 220-240VAC | 25-40V | 500-1050mA | 89% | L170*W65*H30 |
| XZ-QH40B-400XXX-A-AB | 42W | 220-240VAC | 25-40V | 500-1050mA | 89% | L170*W65*H30 |
| XZ-QH40B-500XXX-A-AB | 40W | 220-240VAC | 30-50V | 400-800mA | 89% | L170*W65*H30 |

## Product Specifications

| Basic information | Data parameters |
|---|---|
| · Power range: | 13-42W |
| · Adjustable output current: | DIP Switch |
| · Dimming interface: | / |
| · Dimming range: | / |
| · Flicker-free: | PstLM < 1, SVM < 0.4 |
| · Input votage shock: | 320VAC 1H |
| · Operating temperature range: | Ta -20 … +45°C |
| · Surge protection: | L-N: 1kV |
| · Power factor: | > 0.9 |
| · Start up time: | < 500 ms @ 230V |

## Product Dimensions

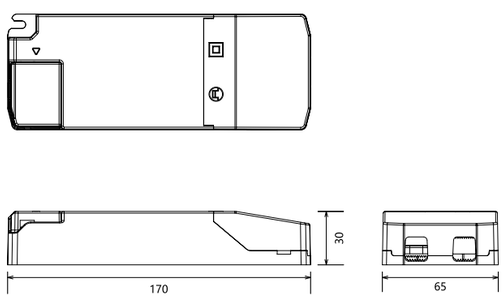


## Product Wiring Diagram

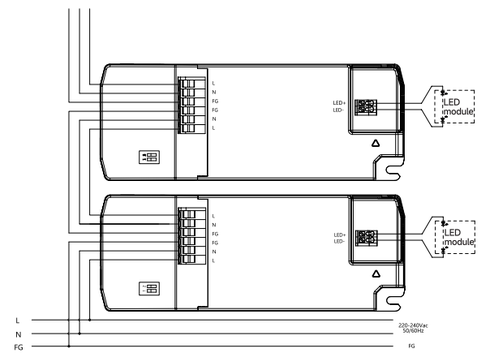


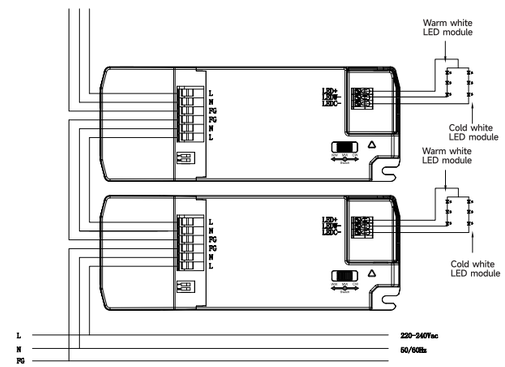

# Loop Through QK Series

DIP set

Application: suitable for luminaries of Class I/II, such as panel lights, office lighting, supermarket retail lighting, etc.

## Features

- SELV power supply.
- High power factor, suitable for luminaries of Class I/II.
- Flicker free.
- Comply with 2.5mm²engineering incoming line specification.
- DIP switch for multi-currents.

## Product Parameters

| Model No. | Power | Input voltage | Output voltage | Output current | Efficiency @full load | Dimensions (mm) |
|---|---|---|---|---|---|---|
| XZ-QK30B-400XXX-AA | 30W | 220-240VAC | 25-40V | 400-750mA | 88% | L152*W48*H29 |
| XZ-QK30B-400XXX-ABZZ | 30W | 220-240VAC | 25-40V | 400-750mA | 88% | L152*W48*H29 |
| XZ-QK40B-500XXX-AA | 40W | 220-240VAC | 30-50V | 400-800mA | 89% | L152*W48*H29 |
| XZ-QK40B-500XXX-ABZZ | 40W | 220-240VAC | 30-50V | 400-800mA | 89% | L152*W48*H29 |
| XZ-QK40B-400XXX-AA | 42W | 220-240VAC | 25-40V | 600-1050mA | 88% | L152*W48*H29 |
| XZ-QK40B-400XXX-ABZZ | 42W | 220-240VAC | 25-40V | 600-1050mA | 88% | L152*W48*H29 |

## Product Specifications

| Basic information | Data parameters |
|---|---|
| · Power range: | 10-42W |
| · Adjustable output current: | Fixed(factory preset)/DIP Switch |
| · Dimming interface: | / |
| · Dimming range: | / |
| · Flicker-free: | PstLM < 1, SVM < 0.4 |
| · Input votage shock: | 320VAC 1H |
| · Operating temperature range: | Ta-20...+45°C |
| · Surge protection: | L-N: 1kV |
| · Power factor: | > 0.9 |
| · Start up time: | < 500ms@230V |

## Product Dimensions

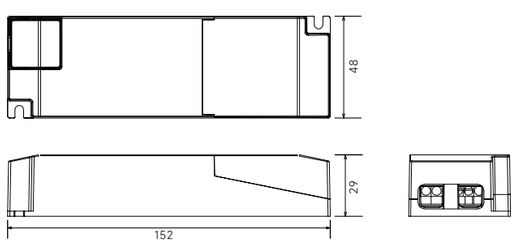






## Product Wiring Diagram

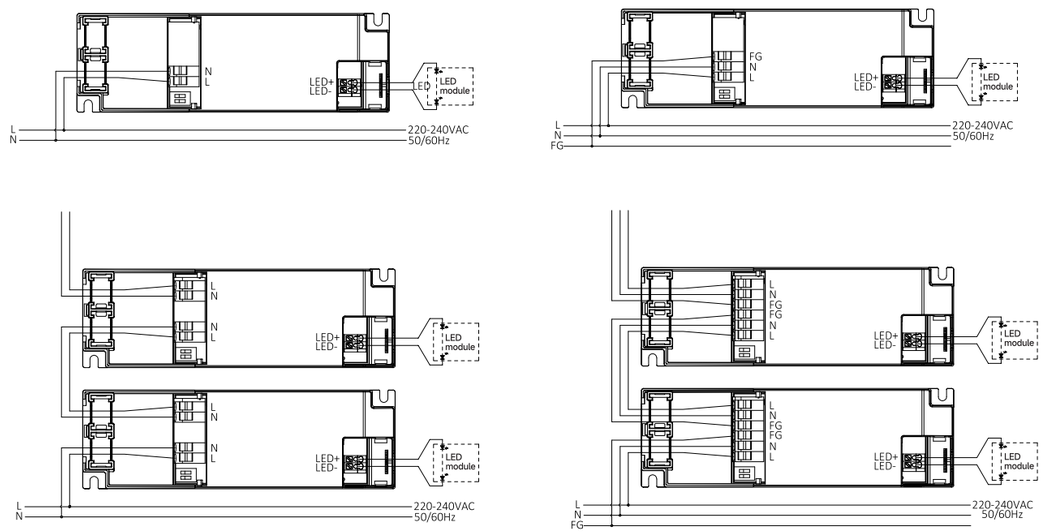

# Mini Flicker Free Series

DIP set

Application: suitable for luminaries of Class I/II, such as track lights, panel lights, exhibition hall lighting, office lighting, supermarket retail lighting, etc.

## Features

- SELV power supply.
- High power factor, suitable for luminaries of Class I/II.
- Flicker free.
- Removable terminal blocks (optional).
- DIP switch for multi-currents.




## Product Parameters

| Model No. | Power | Input voltage | Output voltage | Output current | Efficiency @full load | Dimensions (mm) |
|---|---|---|---|---|---|---|
| RD CCCB 21/230/350-500 DIP FV1 | 21W | 220-240VAC<br>198-250VDC | 25-42V | 350-500mA | 87% | L97*W43*H30 |
| RD CCCB 30/230/550-700 DIP FV1 | 30W | 220-240VAC<br>198-250VDC | 25-42V | 550-700mA | 88% | L97*W43*H30 |
| RD CCCB 38/230/750-900 DIP FV1 | 38W | 220-240VAC<br>198-250VDC | 25-42V | 750-900mA | 88% | L97*W43*H30 |
| RD CCCB 44/230/900-1050 DIP FV1 | 44.1W | 220-240VAC<br>198-250VDC | 25-42V | 900-1050mA | 89% | L97*W43*H30 |

## Product Specifications

| Basic information | Data parameters |
|---|---|
| · Power range: | 9- 44 W |
| · Adjustable output current: | DIP Switch |
| · Dimming interface: | / |
| · Dimming range: | / |
| · Flicker-free: | PstLM < 1, SVM < 0.4 |
| · Input votage shock: | / |
| · Operating temperature range: | Ta -20 … +50 °C |
| · Surge protection: | L-N: 1kV |
| · Power factor: | > 0.9 |
| · Start up time: | < 500ms@230V |

## Product Dimensions

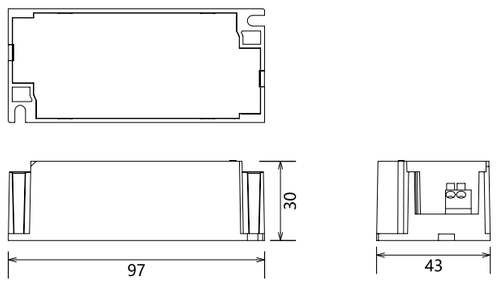


## Product Wiring Diagram

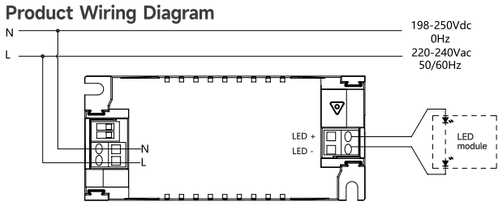


## Terminal block

1.XZ-ID-LOOP-A

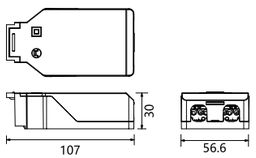


2.XZ-ID-A

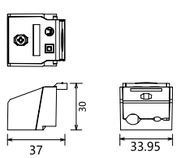






# High Power Factor Flicker Free Series

DIP set

Application: suitable for luminaries of Class II, such as downlights, panel lights, exhibition hall lighting, office lighting, supermarket retail lighting, etc.

## Features

- SELV power supply.
- High power factor, suitable for luminaries of Class II.
- Flicker free.
- Push terminal design, easy to install.
- Support 3-step color temperature selection via sliding switch (optional) (42W).

## Product Parameters

| Model No. | Power | Input voltage | Output voltage | Output current | Efficiency @full load | Dimensions (mm) |
|---|---|---|---|---|---|---|
| XZ-QF10B-400XXX | 10W | 220-240VAC | 25-40V | 100-250mA | 85% | L93*W36*H24.5 |
| XZ-QF15B-400XXX | 14W | 220-240VAC | 25-40V | 250-350mA | 85% | L93*W36*H24.5 |
| XZ-QF24B-400XXX | 18W | 220-240VAC | 25-40V | 360-450mA | 86% | L93*W36*H24.5 |
| XZ-QR30B-400XXX-A | 30W | 220-240VAC | 25-40V | 400-750mA | 87% | L122*W40.5*H26 |
| XZ-QR30B-400XXX-BZZ<br>(Power adjustment) | 30W | 220-240VAC | 25-40V | 400-750mA | 87% | L122*W40.5*H26 |
| XZ-QR40B-400XXX-A | 42W | 220-240VAC | 25-40V | 750-1050mA | 88% | L122*W40.5*H26 |
| XZ-QR40B-400XXX-BZZ<br>(Power adjustment) | 42W | 220-240VAC | 25-40V | 750-1050mA | 88% | L122*W40.5*H26 |
| XZ-QR40B-400XXX-A-D<br>(Power and color temperature adjustment) | 42W | 220-240VAC | 25-40V | 750-1050mA | 88% | L122*W40.5*H26 |

## Product Specifications

| Basic information | Data parameters |
|---|---|
| · Power range: | 2.5-40W |
| · Adjustable output current: | Fixed(factory preset)/DIP Switch |
| · Flicker-free: | PstLM < 1, SVM < 0.4 |
| · Input votage shock: | / |
| · Operating temperature range: | Ta -20 … +45°C |
| · Surge protection: | @ < 25W L-N:500V<br>@ > 25W L-N:1kV |
| · Power factor: | > 0.9 |
| · Start up time: | < 500 ms @ 230V |

## Product Dimensions

1. QF Series

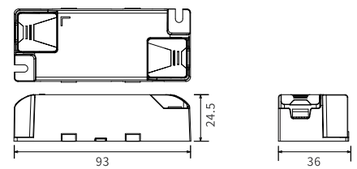


2. QR Series

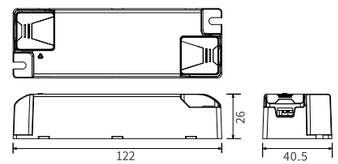


## Product Wiring Diagram

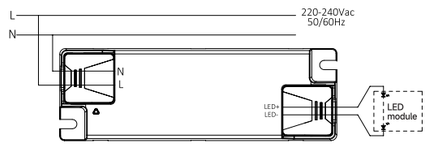


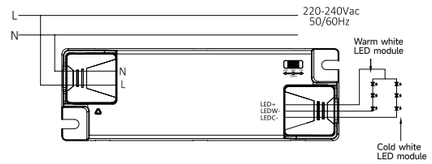

# Low Power Factor Flicker Free Series

Application: suitable for luminaries of Class Ⅱ, such as downlights, office lighting, supermarket retail lighting, etc.



## Features

- SELV power supply.
- Low power factor, suitable for luminaries of Class Ⅱ.
- Flicker free.
- Support the PUSH function to switch current (400mA/650mA).

## Product Parameters

| Model No. | Power | Input voltage | Output voltage | Output current | Efficiency @full load | Dimensions (mm) |
|---|---|---|---|---|---|---|
| XZ-ZS002-20 | 26W | 220-240VAC | 34-40V | 400mA/650mA | 88% | L94*W40*H25 |

## Product Specifications

| Basic information | Data parameters |
|---|---|
| · Power range: | 14-26W |
| · Adjustable output current: | PUSH |
| · Dimming interface: | / |
| · Dimming range: | / |
| · Flicker-free: | PstLM < 1, SVM < 0.4 |
| · Input votage shock: | 320VAC 1H |
| · Operating temperature range: | Ta -20 … +45°C |
| · Surge protection: | L-N:1kV |
| · Power factor: | > 0.5 |
| · Start up time: | < 500 ms @ 230V |

## Product Wiring Diagram

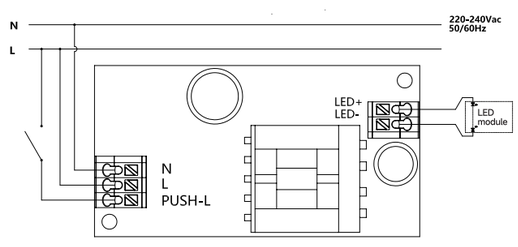


## Product Dimensions

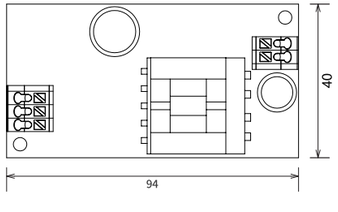


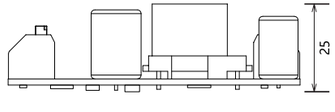






# Low Power Factor Flicker Free Series

Application: suitable for luminaries of Class Ⅰ, such as linear lights, tri-proof lights, floor lights and office lighting, etc.

## Features

- SELV power supply.
- High power factor, suitable for luminaries of Class Ⅱ.
- Flicker free.
- Push terminal design, easy to install.
- Meet ErP energy efficiency certification.

ϕ45

## Product Parameters

| Model No. | Power | Input voltage | Output voltage | Output current | Efficiency @full load | Dimensions (mm) |
|---|---|---|---|---|---|---|
| XZ-QB06D-400013-E | 6W | 220-240VAC | 30-40V | 130mA | 80% | L93*W36*H25 |
| XZ-QB06D-400015-E | 6W | 220-240VAC | 30-40V | 150mA | 80% | L93*W36*H25 |
| XZ-QB08D-400020-E | 8W | 220-240VAC | 30-40V | 200mA | 80% | L93*W36*H25 |
| XZ-QB10D-400025-E | 10W | 220-240VAC | 30-40V | 250mA | 82% | L93*W36*H25 |
| XZ-QB12D-400030-E | 12W | 220-240VAC | 30-40V | 300mA | 84% | L93*W36*H25 |
| XZ-QB13D-380035-E | 14W | 220-240VAC | 30-40V | 350mA | 84% | L93*W36*H25 |
| XZ-QB24D-400045-E | 18W | 220-240VAC | 30-40V | 450mA | 87% | L93*W36*H25 |
| XZ-QB24D-400050-E | 20W | 220-240VAC | 30-40V | 500mA | 87% | L93*W36*H25 |
| XZ-QB24D-360060-E | 21.6W | 220-240VAC | 30-36V | 600mA | 86% | L93*W36*H25 |
| XZ-QB24D-400055-E | 22W | 220-240VAC | 30-40V | 550mA | 87% | L93*W36*H25 |

## Product Specifications

| Basic information | Data parameters |
|---|---|
| · Power range: | 4-22W |
| · Adjustable output current: | Fixed(factory preset) |
| · Dimming interface: | / |
| · Dimming range: | / |
| · Flicker-free: | PstLM < 1, SVM < 0.4 |
| · Input votage shock: | / |
| · Operating temperature range: | Ta-20...+45°C |
| · Surge protection: | L-N:0.5kV |
| · Power factor: | > 0.5 |
| · Start up time: | < 500 ms @ 230V |

## Product Dimensions

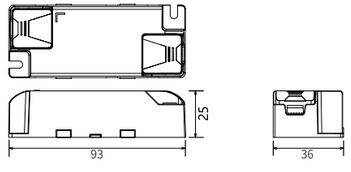


## Product Wiring Diagram

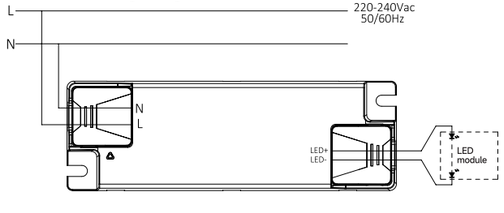

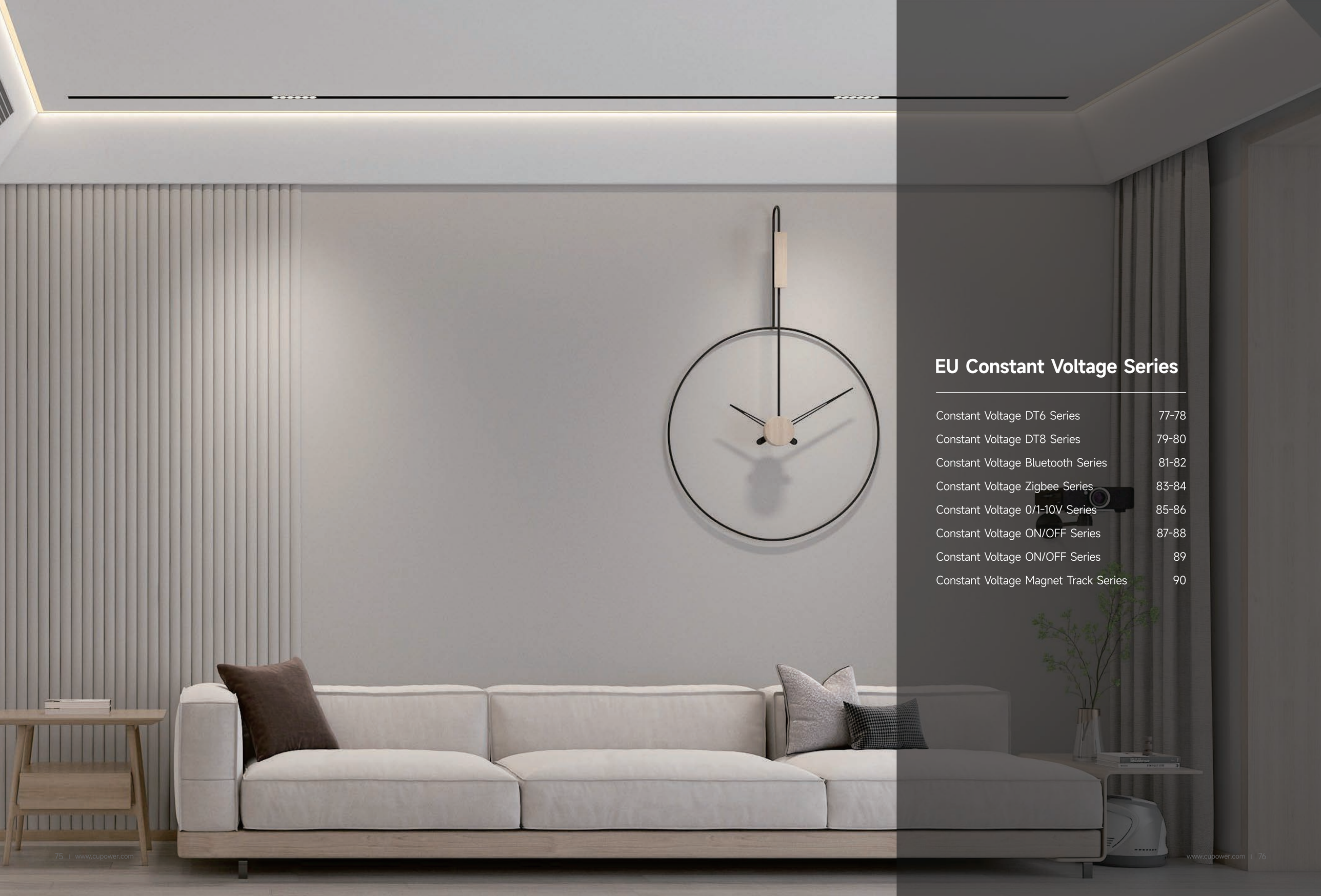

# EU Constant Voltage Series


| | |
|---|---|
| Constant Voltage DT6 Series | 77-78 |
| Constant Voltage DT8 Series | 79-80 |
| Constant Voltage Bluetooth Series | 81-82 |
| Constant Voltage Zigbee Series | 83-84 |
| Constant Voltage 0/1-10V Series | 85-86 |
| Constant Voltage ON/OFF Series | 87-88 |
| Constant Voltage ON/OFF Series | 89 |
| Constant Voltage Magnet Track Series | 90 |

# Constant Voltage DT6 Series

Application: suitable for luminaries of Class I/II, such as LED constant voltage strip lights, constant voltage linear lights, etc.




## Features

- Support DALI-2 + push DIM.
- DALI part 251, 252, 253 (luminaire date, energy reporting, diagnostic and maintenance).
- Smooth dimming, meet the IEEE 1789 flicker free standard, dimming range 0.1-100%.
- Standby power consumption <0.3W, meet ErP energy efficiency certification.
- Screw-free crimping clamshell design, removable terminal blocks, built-in and independent optional.

## Product Parameters

| Model No. | Power | Input voltage | Output voltage | Output current | Efficiency @full load | Dimensions (mm) |
|---|---|---|---|---|---|---|
| CU-DT6-24-40-220...240-CH | 40W | 220-240VAC<br>220-240VDC | 24V | 1670mA | 90% | 264*33*21mm |
| CU-DT6-48-40-220...240-CH | 40W | 220-240VAC<br>220-240VDC | 48V | 830mA | 90% | 264*33*21mm |
| CU-DT6-24-80-220...240-CH | 80W | 220-240VAC<br>220-240VDC | 24V | 3330mA | 91% | 309*33*21mm |
| CU-DT6-48-80-220...240-CH | 80W | 220-240VAC<br>220-240VDC | 48V | 1670mA | 91% | 309*33*21mm |
| CU-DT6-24-160-220...240-CH | 160W | 220-240VAC<br>220-240VDC | 24V | 6670mA | 92% | 309*43*30mm |
| CU-DT6-24-160-220...240-10 | 160W | 220-240VAC<br>220-240VDC | 24V | 6670mA | 92% | 309*43*30mm |
| CU-DT6-48-160-220...240-CH | 160W | 220-240VAC<br>220-240VDC | 48V | 3330mA | 92% | 309*43*30mm |
| CU-DT6-48-160-220...240-10 | 160W | 220-240VAC<br>220-240VDC | 48V | 3330mA | 92% | 309*43*30mm |
| CU-DT6-24-240-220...240-CH | 240W | 220-240VAC<br>220-240VDC | 24V | 10000mA | 93% | TBD*43*30mm |
| CU-DT6-24-240-220...240-10 | 240W | 220-240VAC<br>220-240VDC | 24V | 10000mA | 93% | TBD*43*30mm |
| CU-DT6-48-240-220...240-CH | 240W | 220-240VAC<br>220-240VDC | 48V | 5000mA | 93% | TBD*43*30mm |
| CU-DT6-48-240-220...240-10 | 240W | 220-240VAC<br>220-240VDC | 48V | 5000mA | 93% | TBD*43*30mm |

## Product Specifications

| Basic information | Data parameters |
|---|---|
| · Power range: | 4-240W |
| · Adjustable output current: | / |
| · Dimming interface: | DALI-2/PUSH |
| · Dimming range: | 0.1-100% |
| · Flicker-free: | PstLM < 1, SVM < 0.4 |
| · Input votage shock: | 320VAC 1H |
| · Operating temperature range: | Ta-20...+50°C |
| · Surge protection: | L-N:1kV L/N-GND:2kV |
| · Power factor: | > 0.9 |
| · Start up time: | < 750ms@230V |

## Product Wiring Diagram

1. DT6+0/1-10V




2.DT6








## Product Dimensions

1.1 Constant Voltage 40W Built-in




1.2 Constant Voltage 40w Independent

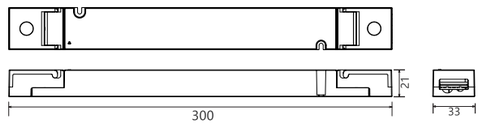


2.1 Constant Voltage 80W Built-in




2.2 Constant Voltage 80W Independent




3.1 Constant Voltage 160W Built-in

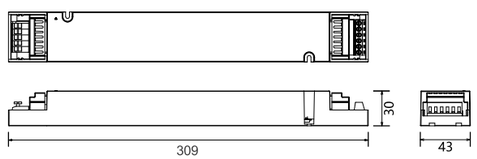


3.2 Constant Voltage 160W Independent

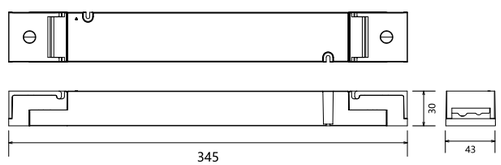

# Constant Voltage DT8 Series

Application: suitable for luminaries of Class I/II, such as LED constant voltage strip lights, constant voltage linear lights, etc.




## Features

- Support DALI-2 + push DIM and push CCT adjustable.
- DALI part 251, 252, 253 (luminaire date, energy reporting, diagnostic and maintenance).
- Smooth dimming, meet the IEEE 1789 flicker free standard, dimming range 0.1-100%.
- Standby power consumption <0.3W, meet ErP energy efficiency certification.
- Screw-free crimping clamshell design, removable terminal blocks, built-in and independent optional.

## Product Parameters

| Model No. | Power | Input voltage | Output voltage | Output current | Efficiency @full load | Dimensions (mm) |
|---|---|---|---|---|---|---|
| CU-DT8-24-40-220...240-TW | 40W | 220-240VAC<br>220-240VDC | 24V | 1670mA | 90% | 264*33*21mm |
| CU-DT8-48-40-220...240-TW | 40W | 220-240VAC<br>220-240VDC | 48V | 830mA | 90% | 264*33*21mm |
| CU-DT8-24-80-220...240-TW | 80W | 220-240VAC<br>220-240VDC | 24V | 3330mA | 91% | 309*33*21mm |
| CU-DT8-48-80-220...240-TW | 80W | 220-240VAC<br>220-240VDC | 48V | 1670mA | 91% | 309*33*21mm |
| CU-DT8-24-160-220...240-TW | 160W | 220-240VAC<br>220-240VDC | 24V | 6670mA | 92% | 309*43*30mm |
| CU-DT8-48-160-220...240-TW | 160W | 220-240VAC<br>220-240VDC | 48V | 3330mA | 92% | 309*43*30mm |
| CU-DT8-24-240-220...240-TW | 240W | 220-240VAC<br>220-240VDC | 24V | 10000mA | 93% | TBD*43*30mm |
| CU-DT8-48-240-220...240-TW | 240W | 220-240VAC<br>220-240VDC | 48V | 5000mA | 93% | TBD*43*30mm |

## Product Specifications

| Basic information | Data parameters |
|---|---|
| · Power range: | 4-240W |
| · Adjustable output current: | / |
| · Dimming interface: | DALI-2/PUSH |
| · Dimming range: | 0.1-100% |
| · Flicker-free: | PstLM < 1, SVM < 0.4 |
| · Input votage shock: | 320VAC 1H |
| · Operating temperature range: | Ta-20...+50℃ |
| · Surge protection: | L-N:1kV L/N-GND:2kV |
| · Power factor: | > 0.9 |
| · Start up time: | < 750ms@230V |

## Product Wiring Diagram








## Product Dimensions

1.1 Constant Voltage 40W Built-in

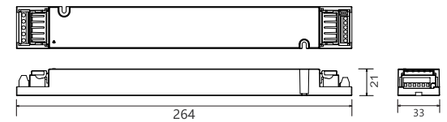


1.2 Constant Voltage 40w Independent

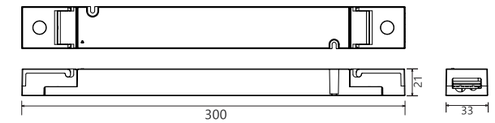


2.1 Constant Voltage 80W Built-in

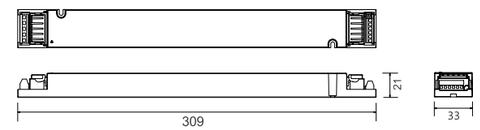


2.2 Constant Voltage 80W Independent




3.1 Constant Voltage 160W Built-in

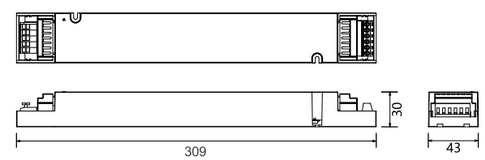


3.2 Constant Voltage 160W Independent

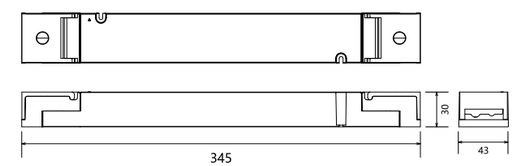

# Constant Voltage Bluetooth Series

Bluetooth

Application: suitable for luminaries of Class I/II, such as LED constant voltage strip lights, constant voltage linear lights, etc.




## Features

- Support DALI-2 + push DIM and push CCT adjustable.
- DALI part 251, 252, 253 (luminaire date, energy reporting, diagnostic and maintenance).
- Smooth dimming, meet the IEEE 1789 flicker free standard, dimming range 0.1-100%.
- Standby power consumption <0.3W, meet ErP energy efficiency certification.
- Screw-free crimping clamshell design, removable terminal blocks, built-in and independent optional.

## Product Parameters

| Model No. | Power | Input voltage | Output voltage | Output current | Efficiency @full load | Dimensions (mm) |
|---|---|---|---|---|---|---|
| CU-BLE-24-40-220...240-CH | 40W | 220-240VAC 220-240VDC | 24V | 1670mA | 90% | 264*33*21mm |
| CU-BLE-24-40-220...240-TW | 40W | 220-240VAC 220-240VDC | 24V | 1670mA | 90% | 264*33*21mm |
| CU-BLE-24-40-220...240-MW | 40W | 220-240VAC 220-240VDC | 24V | 1670mA | 90% | 264*33*21mm |
| CU-BLE-48-40-220...240-CH | 40W | 220-240VAC 220-240VDC | 48V | 830mA | 90% | 264*33*21mm |
| CU-BLE-48-40-220...240-TW | 40W | 220-240VAC 220-240VDC | 48V | 830mA | 90% | 264*33*21mm |
| CU-BLE-48-40-220...240-MW | 40W | 220-240VAC 220-240VDC | 48V | 830mA | 90% | 264*33*21mm |
| CU-BLE-24-80-220...240-CH | 80W | 220-240VAC 220-240VDC | 24V | 3330mA | 91% | 309*33*21mm |
| CU-BLE-24-80-220...240-TW | 80W | 220-240VAC 220-240VDC | 24V | 3330mA | 91% | 309*33*21mm |
| CU-BLE-24-80-220...240-MW | 80W | 220-240VAC 220-240VDC | 24V | 3330mA | 91% | 309*33*21mm |
| CU-BLE-48-80-220...240-CH | 80W | 220-240VAC 220-240VDC | 48V | 1670mA | 91% | 309*33*21mm |
| CU-BLE-48-80-220...240-TW | 80W | 220-240VAC 220-240VDC | 48V | 1670mA | 91% | 309*33*21mm |
| CU-BLE-48-80-220...240-MW | 80W | 220-240VAC 220-240VDC | 48V | 1670mA | 91% | 309*33*21mm |
| CU-BLE-24-160-220...240-CH | 160W | 220-240VAC 220-240VDC | 24V | 6670mA | 92% | 309*43*30mm |
| CU-BLE-24-160-220...240-TW | 160W | 220-240VAC 220-240VDC | 24V | 6670mA | 92% | 309*43*30mm |
| CU-BLE-24-160-220...240-MW | 160W | 220-240VAC 220-240VDC | 24V | 6670mA | 92% | 309*43*30mm |
| CU-BLE-48-160-220...240-CH | 160W | 220-240VAC 220-240VDC | 48V | 3330mA | 92% | 309*43*30mm |
| CU-BLE-48-160-220...240-TW | 160W | 220-240VAC 220-240VDC | 48V | 3330mA | 92% | 309*43*30mm |
| CU-BLE-48-160-220...240-MW | 160W | 220-240VAC 220-240VDC | 48V | 3330mA | 92% | 309*43*30mm |
| CU-BLE-24-240-220...240-CH | 240W | 220-240VAC 220-240VDC | 24V | 10000mA | 93% | TBD*43*30mm |
| CU-BLE-24-240-220...240-TW | 240W | 220-240VAC 220-240VDC | 24V | 10000mA | 93% | TBD*43*30mm |
| CU-BLE-24-240-220...240-MW | 240W | 220-240VAC 220-240VDC | 24V | 10000mA | 93% | TBD*43*30mm |
| CU-BLE-48-240-220...240-CH | 240W | 220-240VAC 220-240VDC | 48V | 5000mA | 93% | TBD*43*30mm |
| CU-BLE-48-240-220...240-TW | 240W | 220-240VAC 220-240VDC | 48V | 5000mA | 93% | TBD*43*30mm |
| CU-BLE-48-240-220...240-MW | 240W | 220-240VAC 220-240VDC | 48V | 5000mA | 93% | TBD*43*30mm |





## Product Specifications

| Basic information | Data parameters |
|---|---|
| · Power range: | 15-240W |
| · Adjustable output current: | / |
| · Dimming interface: | Bluetooth |
| · Dimming range: | 0.1-100% |
| · Flicker-free: | PstLM < 1, SVM < 0.4 |
| · Input votage shock: | 320VAC 1H |
| · Operating temperature range: | Ta-20...+50°C |
| · Surge protection: | L-N:1kV L/N-GND:2kV |
| · Power factor: | > 0.9 |
| · Start up time: | < 5 00 ms @ 230V |

## Product Wiring Diagram




## Product Dimensions

1.1 Constant Voltage 40W Built-in




1.2 Constant Voltage 40w Independent




2.1 Constant Voltage 80W Built-in




2.2 Constant Voltage 80W Independent




3.1 Constant Voltage 160W Built-in

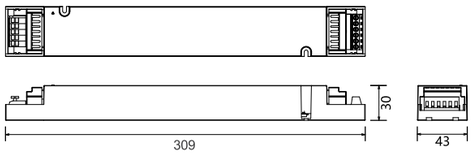


3.2 Constant Voltage 160W Independent

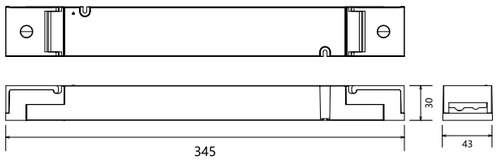

# Constant Voltage Zigbee Series

zigbee

Application: suitable for luminaries of Class I/II, such as LED constant voltage strip lights, constant voltage linear lights, etc.




## Features

- Support Zigbee smart wireless control.
- 1-4 channel optional (dimming, tunable white, RGBW), smooth dimming, flicker free.
- Smooth dimming, meet the IEEE 1789 flicker free standard, dimming range 0.1-100%.
- Standby power consumption <0.5W, meet ErP energy efficiency certification.
- Screw-free crimping clamshell design, removable terminal blocks, built-in and independent optional.

## Product Parameters

| Model No. | Power | Input voltage | Output voltage | Output current | Efficiency @full load | Dimensions (mm) |
|---|---|---|---|---|---|---|
| CU-ZIG-24-40-220...240-CH | 40W | 220-240VAC 220-240VDC | 24V | 1670mA | 90% | 264*33*21mm |
| CU-ZIG-24-40-220...240-TW | 40W | 220-240VAC 220-240VDC | 24V | 1670mA | 90% | 264*33*21mm |
| CU-ZIG-24-40-220...240-MW | 40W | 220-240VAC 220-240VDC | 24V | 1670mA | 90% | 264*33*21mm |
| CU-ZIG-48-40-220...240-CH | 40W | 220-240VAC 220-240VDC | 48V | 830mA | 90% | 264*33*21mm |
| CU-ZIG-48-40-220...240-TW | 40W | 220-240VAC 220-240VDC | 48V | 830mA | 90% | 264*33*21mm |
| CU-ZIG-48-40-220...240-MW | 40W | 220-240VAC 220-240VDC | 48V | 830mA | 90% | 264*33*21mm |
| CU-ZIG-24-80-220...240-CH | 80W | 220-240VAC 220-240VDC | 24V | 3330mA | 91% | 309*33*21mm |
| CU-ZIG-24-80-220...240-TW | 80W | 220-240VAC 220-240VDC | 24V | 3330mA | 91% | 309*33*21mm |
| CU-ZIG-24-80-220...240-MW | 80W | 220-240VAC 220-240VDC | 24V | 3330mA | 91% | 309*33*21mm |
| CU-ZIG-48-80-220...240-CH | 80W | 220-240VAC 220-240VDC | 48V | 1670mA | 91% | 309*33*21mm |
| CU-ZIG-48-80-220...240-TW | 80W | 220-240VAC 220-240VDC | 48V | 1670mA | 91% | 309*33*21mm |
| CU-ZIG-48-80-220...240-MW | 80W | 220-240VAC 220-240VDC | 48V | 1670mA | 91% | 309*33*21mm |
| CU-ZIG-24-160-220...240-CH | 160W | 220-240VAC 220-240VDC | 24V | 6670mA | 92% | 309*43*30mm |
| CU-ZIG-24-160-220...240-TW | 160W | 220-240VAC 220-240VDC | 24V | 6670mA | 92% | 309*43*30mm |
| CU-ZIG-24-160-220...240-MW | 160W | 220-240VAC 220-240VDC | 24V | 6670mA | 92% | 309*43*30mm |
| CU-ZIG-48-160-220...240-CH | 160W | 220-240VAC 220-240VDC | 48V | 3330mA | 92% | 309*43*30mm |
| CU-ZIG-48-160-220...240-TW | 160W | 220-240VAC 220-240VDC | 48V | 3330mA | 92% | 309*43*30mm |
| CU-ZIG-48-160-220...240-MW | 160W | 220-240VAC 220-240VDC | 48V | 3330mA | 92% | 309*43*30mm |
| CU-ZIG-24-240-220...240-CH | 240W | 220-240VAC 220-240VDC | 24V | 10000mA | 93% | TBD*43*30mm |
| CU-ZIG-24-240-220...240-TW | 240W | 220-240VAC 220-240VDC | 24V | 10000mA | 93% | TBD*43*30mm |
| CU-ZIG-24-240-220...240-MW | 240W | 220-240VAC 220-240VDC | 24V | 10000mA | 93% | TBD*43*30mm |
| CU-ZIG-48-240-220...240-CH | 240W | 220-240VAC 220-240VDC | 48V | 5000mA | 93% | TBD*43*30mm |
| CU-ZIG-48-420-220...240-TW | 240W | 220-240VAC 220-240VDC | 48V | 5000mA | 93% | TBD*43*30mm |
| CU-ZIG-48-240-220...240-MW | 240W | 220-240VAC 220-240VDC | 48V | 5000mA | 93% | TBD*43*30mm |





## Product Specifications

| Basic information | Data parameters |
|---|---|
| · Power range: | 15-240W |
| · Adjustable output current: | / |
| · Dimming interface: | Zigbee |
| · Dimming range: | 0.1-100% |
| · Flicker-free: | PstLM < 1, SVM < 0.4 |
| · Input votage shock: | 320VAC 1H |
| · Operating temperature range: | Ta-20...+50°C |
| · Surge protection: | L-N:1kV L/N-GND:2kV |
| · Power factor: | > 0.9 |
| · Start up time: | < 500ms@230V |

## Product Wiring Diagram

## Product Dimensions

1.1 Constant Voltage 40W Built-in

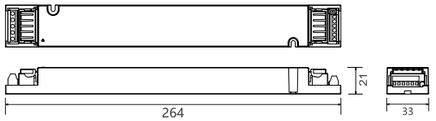


1.2 Constant Voltage 40w Independent

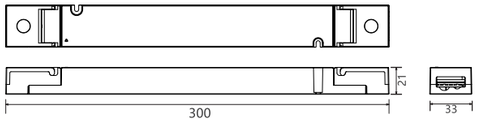


2.1 Constant Voltage 80W Built-in




2.2 Constant Voltage 80W Independent




3.1 Constant Voltage 160W Built-in

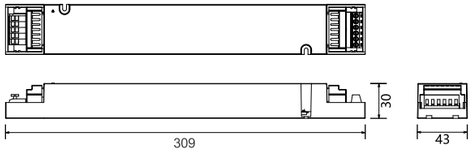


3.2 Constant Voltage 160W Independent

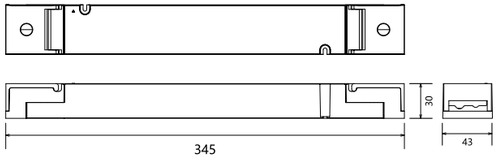

# Constant Voltage 0/1-10V Series

0/1-10V

Application: suitable for luminaries of Class I/II, such as LED constant voltage strip lights, constant voltage linear lights, etc.




## Features

- SELV 0/1-10V dimming solution.
- Smooth dimming, meet the IEEE 1789 flicker free standard, dimming range 0.1-100%.
- Standby power consumption <0.5W, meet ErP energy efficiency certification.
- Screw-free crimping clamshell design, removable terminal blocks, built-in and independent optional.

## Product Parameters

| Model No. | Power | Input voltage | Output voltage | Output current | Efficiency @full load | Dimensions (mm) |
|---|---|---|---|---|---|---|
| CU-DIM-24-40-220...240-10 | 40W | 220-240VAC<br>220-240VDC | 24V | 1670mA | 90% | 264*33*21mm |
| CU-DIM-48-40-220...240-10 | 40W | 220-240VAC<br>220-240VDC | 48V | 830mA | 90% | 264*33*21mm |
| CU-DIM-24-80-220...240-10 | 80W | 220-240VAC<br>220-240VDC | 24V | 3330mA | 91% | 309*33*21mm |
| CU-DIM-48-80-220...240-10 | 80W | 220-240VAC<br>220-240VDC | 48V | 1670mA | 91% | 309*33*21mm |
| CU-DIM-24-160-220...240-10 | 160W | 220-240VAC<br>220-240VDC | 24V | 6670mA | 92% | 309*43*30mm |
| CU-DIM-48-160-220...240-10 | 160W | 220-240VAC<br>220-240VDC | 48V | 3330mA | 92% | 309*43*30mm |
| CU-DIM-24-240-220...240-10 | 240W | 220-240VAC<br>220-240VDC | 24V | 10000mA | 93% | TBD*43*30mm |
| CU-DIM-48-240-220...240-10 | 240W | 220-240VAC<br>220-240VDC | 48V | 5000mA | 93% | TBD*43*30mm |

## Product Specifications

| Basic information | Data parameters |
|---|---|
| · Power range: | 15-240W |
| · Adjustable output current: | / |
| · Dimming interface: | 0/1-10V |
| · Dimming range: | 0.1-100% |
| · Flicker-free: | PstLM < 1, SVM < 0.4 |
| · Input votage shock: | 320VAC 1H |
| · Operating temperature range: | Ta-20...+50°C |
| · Surge protection: | L-N:1kV L/N-GND:2kV |
| · Power factor: | > 0.9 |
| · Start up time: | < 500 ms @ 230V |

## Product Wiring Diagram








## Product Dimensions

1.1 Constant Voltage 40W Built-in

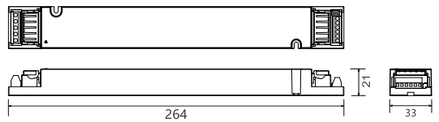


1.2 Constant Voltage 40w Independent

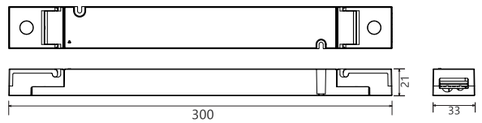


2.1 Constant Voltage 80W Built-in




2.2 Constant Voltage 80W Independent




3.1 Constant Voltage 160W Built-in

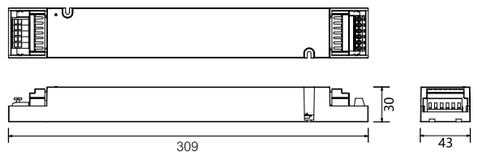


3.2 Constant Voltage 160W Independent

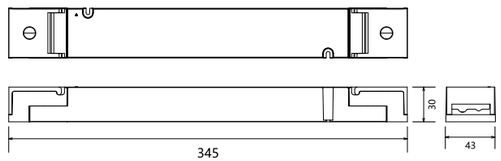

# Constant ON/OFF Series

Application: suitable for luminaries of Class **I/II**, such as LED constant voltage strip lights, constant voltage linear lights, etc.




## Features

- Screw-free crimping clamshell design, removable terminal blocks, built-in and independent optional.
- High performance, high efficiency, low THD.
- Flicker free.

## Product Parameters

| Model No. | Power | Input voltage | Output voltage | Output current | Efficiency @full load | Dimensions (mm) |
|---|---|---|---|---|---|---|
| CU-COM-24-40-220...240-OF | 40W | 220-240VAC<br>220-240VDC | 24V | 1670mA | 90% | 264*33*21mm |
| CU-COM-48-40-220...240-OF | 40W | 220-240VAC<br>220-240VDC | 48V | 830mA | 90% | 264*33*21mm |
| CU-COM-24-80-220...240-OF | 80W | 220-240VAC<br>220-240VDC | 24V | 3330mA | 91% | 309*33*21mm |
| CU-COM-48-80-220...240-OF | 80W | 220-240VAC<br>220-240VDC | 48V | 1670mA | 91% | 309*33*21mm |
| CU-COM-24-160-220...240-OF | 160W | 220-240VAC<br>220-240VDC | 24V | 6670mA | 92% | 309*43*30mm |
| CU-COM-48-160-220...240-OF | 160W | 220-240VAC<br>220-240VDC | 48V | 3330mA | 92% | 309*43*30mm |
| CU-COM-24-240-220...240-OF | 240W | 220-240VAC<br>220-240VDC | 24V | 10000mA | 93% | TBD*43*30mm |
| CU-COM-48-240-220...240-OF | 240W | 220-240VAC<br>220-240VDC | 48V | 5000mA | 93% | TBD*43*30mm |

## Product Specifications

| Basic information | Data parameters |
|---|---|
| · Power range: | 40-240W |
| · Adjustable output current: | / |
| · Dimming interface: | / |
| · Dimming range: | / |
| · Flicker-free: | PstLM < 1, SVM < 0.4 |
| · Input votage shock: | 320VAC 1H |
| · Operating temperature range: | Ta-20...+50°C |
| · Surge protection: | L-N:1kV L/N-GND:2kV |
| · Power factor: | > 0.9 |
| · Start up time: | < 500ms@230V |

## Product Wiring Diagram

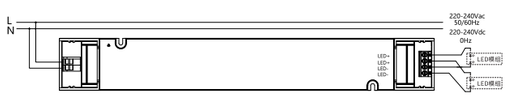






## Product Dimensions

1.1 Constant Voltage 40W Built-in

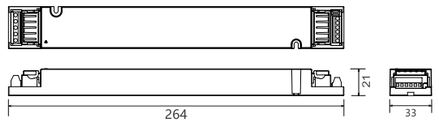


1.2 Constant Voltage 40w Independent

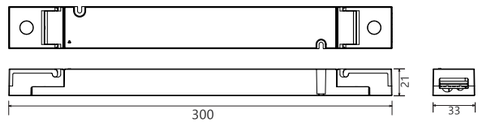


2.1 Constant Voltage 80W Built-in




2.2 Constant Voltage 80W Independent




3.1 Constant Voltage 160W Built-in

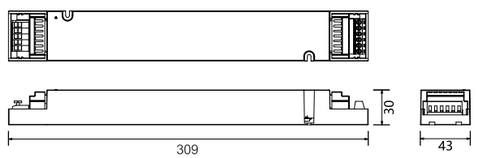


3.2 Constant Voltage 160W Independent

# Constant Voltage ON/OFF Series

Application: suitable for luminaries of Class **I/II**, such as LED constant voltage strip lights, constant voltage linear lights, etc.




## Features

- With AC power failure detection, meet the hard reset of smart products.
- Using parallel current sharing technology, the output can be applied in parallel.
- Screw-free crimping clamshell design, removable terminal blocks, built-in and independent optional.
- Flicker free.
- Built-in power factor correction function, high power factor, low THD.

## Product Parameters

| Model No. | Power | Input voltage | Output voltage | Output current | Efficiency @full load | Dimensions (mm) |
|---|---|---|---|---|---|---|
| XZ-CV120B-LE48V | 120W | 220-240VAC | 48V | 2500mA | 92% | L278*W30*H21 |
| XZ-CV150B-LE48V | 150W | 220-240VAC | 48V | 3120mA | 93% | L302*W30*H21 |

## Product Specifications

| Basic information | Data parameters |
|---|---|
| · Power range: | 40-150W |
| · Adjustable output current: | / |
| · Dimming interface: | / |
| · Dimming range: | / |
| · Flicker-free: | PstLM < 1, SVM < 0.4 |
| · Input votage shock: | 320VAC 1H |
| · Operating temperature range: | Ta-20...+50°C |
| · Surge protection: | L-N:2kV L/N-GND:2kV |
| · Power factor: | > 0.9 |
| · Start up time: | < 500ms @ 230V |

## Product Dimensions

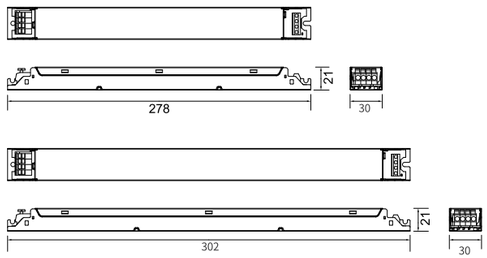


## Product Wiring Diagram

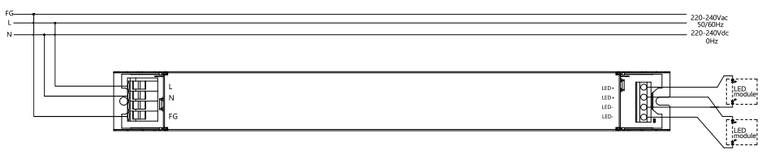






# Constant Voltage Magnet Track Series

Application: suitable for luminaries of Class **I/II**, such as magnet track lights, home lighting, exhibition hall lighting, etc.

## Features

- With AC power failure detection, meet the hard reset of smart products.
- Using parallel current sharing technology, the output can be applied in parallel.
- Patented housing design.
- Ultra-compact design, leaving extra space for luminaries.

## Product Parameters

| Model No. | Power | Input voltage | Output voltage | Output current | Efficiency @full load | Dimensions (mm) |
|---|---|---|---|---|---|---|
| XZ-CV100B-MT48V | 100W | 220-240VAC | 48V | 2100mA | 92% | L294*W22*H43 |
| XZ-CV150B-MT48V | 150W | 220-240VAC | 48V | 3120mA | 92% | L294*W22*H43 |

## Product Specifications

| Basic information | Data parameters |
|---|---|
| · Power range: | 50-150W |
| · Adjustable output current: | / |
| · Dimming interface: | / |
| · Dimming range: | / |
| · Flicker-free: | PstLM < 1, SVM < 0.4 |
| · Input votage shock: | 320VAC 1H |
| · Operating temperature range: | Ta-20...+45°C |
| · Surge protection: | L-N:1kV L/N-GND:2kV |
| · Power factor: | > 0.9 |
| · Start up time: | < 500ms @ 230V |

## Product Wiring Diagram

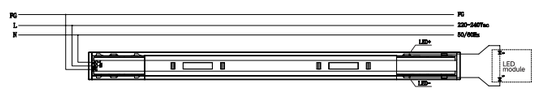


## Product Dimensions

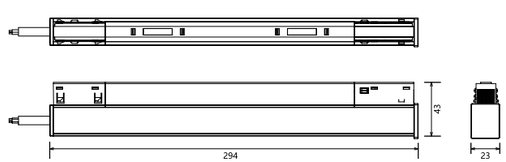

## Wireless IoT Series


Wireless Dimming Series 97 93
Wireless Dimming and CCT Series 94
Wireless Dimming and CCT Series 95-96
Non-SELV Wireless Dimming Driver 101 97

# Wireless Dimming Series

Application: suitable for luminaries of Class I/II, such as track lights, panel lights and office lighting, supermarket retail lighting, exhibition hall lighting, etc.



## Features

- Constant power output design with wide operating window.
- Support Bluetooth/Zigbee smart wireless control.
- Interchangeable IoT modules slots.
- Smooth dimming and color temperature, flicker free, dimming range 1-100% (amplitude dimming).
- Removable terminal blocks, comply with 2.5mm²engineering incoming line specification.
- Standby power consumption <0.5W, meet ErP energy efficiency certification.

ϕ55

XZ-ID-LOOP-A

XZ-ID-A

## Product Parameters

| Model No. | Power | Input voltage | Output voltage | Output current | Efficiency @full load | Dimensions (mm) |
|---|---|---|---|---|---|---|
| ID CCCB 40/230/300-1050 BH30 NFC FV1 | 40W | 220-240VAC<br>220-240VDC | 6-52V | 300-1050mA | 89% | L97*W43*H30 |

## Product Specifications

| Basic information | Data parameters |
|---|---|
| · Power range: | 2-40W |
| · Adjustable output current: | NFC |
| · Dimming interface: | Bluetooth/Zigbee |
| · Dimming range: | 1-100% |
| · Flicker-free: | PstLM < 1, SVM < 0.4 |
| · Input votage shock: | 320VAC 1H |
| · Operating temperature range: | Ta -20 … +50 °C |
| · Surge protection: | L-N:1kV L/N-GND:2kV |
| · Power factor: | > 0.9 |
| · Start up time: | < 500 ms @ 230V |

## Product Wiring Diagram

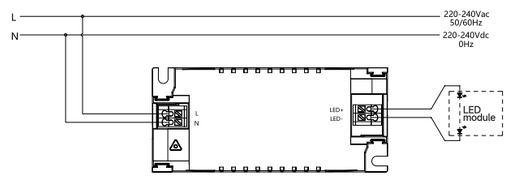


## Terminal block

1.XZ-ID-LOOP-A

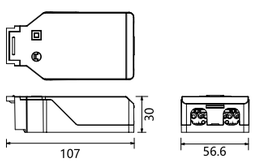


2.XZ-ID-A

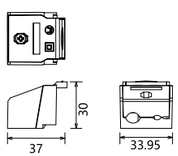


## Product Dimensions

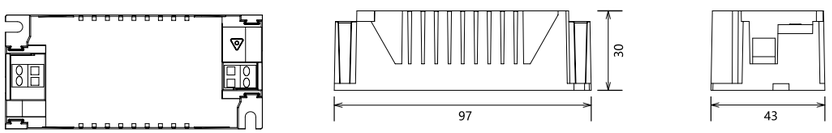






# Wireless Dimming and CCT Series

Application: suitable for luminaries of Class II, such as panel lights, downlights and other indoor lighting that meet the size parameters are used in supermarket retail, hotel, etc.

CSP033 ϕ45
CSP034 ϕ50

## Features

- Support Bluetooth/Zigbee smart wireless control.
- Single and double color temperature optional, smooth dimming, flicker free.
- Interchangeable IoT modules slots.
- Three control methods: app, panel, remote control.
- Smooth dimming, flicker free, dimming range 1-100% (amplitude dimming).
- Standby power consumption <0.5W, meet ErP energy efficiency certification.

## Product Parameters

| Model No. | Power | Input voltage | Output voltage | Output current | Efficiency @full load | Dimensions (mm) |
|---|---|---|---|---|---|---|
| CSP033-0420350-S (single color) | 14.7W | 220-240VAC | 2.5-42V | 100-350mA | 86% | L126*W38*H25 |
| CSP033-0210700-S (single color) | 14.7W | 220-240VAC | 2.5-21V | 350-700mA | 84% | L126*W38*H25 |
| CSP034-0420750-S (single color) | 31.5W | 220-240VAC | 2.5-42V | 400-750mA | 88% | L133*W40.5*H26 |
| CSP033-0420350-D (dual color) | 14.7W | 220-240VAC | 2.5-42V | 100-350mA | 86% | L126*W38*H25 |
| CSP033-0210700-D (dual color) | 14.7W | 220-240VAC | 2.5-21V | 350-700mA | 84% | L126*W38*H25 |
| CSP034-0420750-D (dual color) | 31.5W | 220-240VAC | 2.5-42V | 400-750mA | 88% | L133*W40.5*H26 |

## Product Specifications

| Basic information | Data parameters |
|---|---|
| · Power range: | 8-30W |
| · Adjustable output current: | DIP Switch |
| · Dimming interface: | Bluetooth/Zigbee |
| · Dimming range: | 1-100% |
| · Flicker-free: | PstLM < 1, SVM < 0.4 |
| · Input votage shock: | 320VAC 1H |
| · Operating temperature range: | Ta -20 … +45 °C |
| · Surge protection: | L-N: 1kV |
| · Power factor: | > 0.9 |
| · Start up time: | < 500 ms @ 230V |

## Product Dimensions

1. CSP033

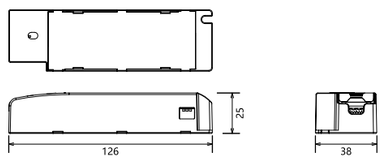


2. CSP034

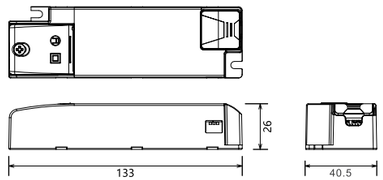


## Product Wiring Diagram

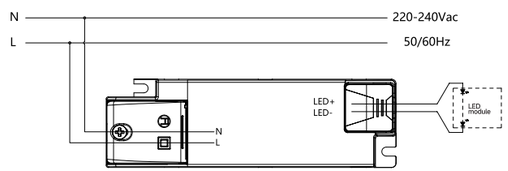


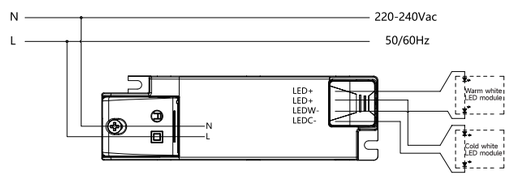

# Wireless Dimming and CCT Series

Application: suitable for luminaries of Class Ⅱ, such as panel lights and other indoor lighting that meet the size parameters are used in education, supermarket retail, hotel, etc.

## Features

- ·Support Bluetooth/Zigbee smart wireless control.
- ·Single and double color temperature optional, smooth dimming, flicker free.
- ·Interchangeable IoT modules slots.
- ·Three control methods: app, panel, remote control.
- ·Smooth dimming, flicker free, dimming range 1-100% (amplitude dimming).
- ·Standby power consumption <0.5W, meet ErP energy efficiency certification.

## Product Parameters

| Model No. | Power | Input voltage | Output voltage | Output current | Efficiency @full load | Dimensions (mm) |
|---|---|---|---|---|---|---|
| CSP013-0420700 (single color) | 30W | 220-240VAC | 6-42V | 550-600-650-700mA | 87% | L180*W40*H30 |
| CSP013-0420900 (single color) | 38W | 220-240VAC | 6-42V | 750-800-850-900mA | 87% | L180*W40*H30 |
| CSP013-0421000 (single color) | 44.1W | 220-240VAC | 6-42V | 900-950-1000-1050mA | 87% | L180*W40*H30 |
| CSP023-0421000 (single color) | 44.1W | 220-240VAC | 30-42V | 900-950-1000-1050mA | 87% | L139*W43*H29 |
| CSP013-0420690 (dual color) | 30W | 220-240VAC | 6-42V | 550-600-650-700mA | 87% | L180*W40*H30 |
| CSP013-0420890 (dual color) | 38W | 220-240VAC | 6-42V | 750-800-850-900mA | 87% | L180*W40*H30 |
| CSP013-0420990 (dual color) | 44.1W | 220-240VAC | 6-42V | 900-950-1000-1050mA | 87% | L180*W40*H30 |

## Product Specifications

| Basic information | Data parameters |
|---|---|
| · Power range: | 4-44W |
| · Adjustable output current: | DIP Switch |
| · Dimming interface: | Bluetooth/Zigbee |
| · Dimming range: | 1-100%/5-100% |
| · Flicker-free: | PstLM < 1, SVM < 0.4 |
| · Input votage shock: | / |
| · Operating temperature range: | Ta-30...+45°C |
| · Surge protection: | L-N: 1kV |
| · Power factor: | > 0.9 |
| · Start up time: | < 500 ms @ 230V |

## Product Wiring Diagram




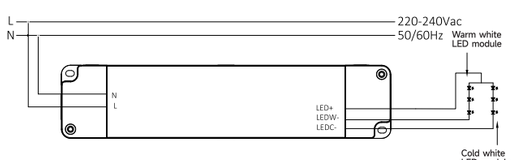






## Product Dimensions

1. CSP013

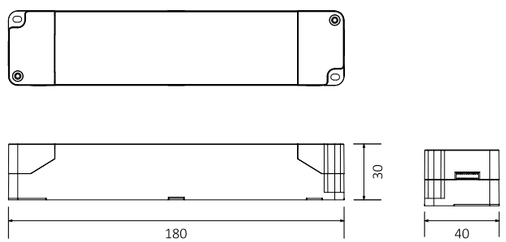


2. CSP023

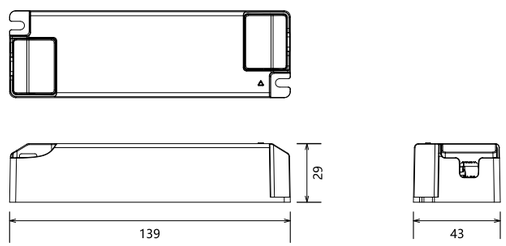

# Non-SELV Wireless Dimming Driver

Application: suitable for luminaries of Class I/II, such as linear, tri-proof lights and office lighting, etc.




## Features

- Constant power output design with wide operating window.
- Support Bluetooth/Zigbee smart wireless control, interchangeable IoT modules slots.
- Support NFC reader to precisely control current, CLO, dimming curve, etc.
- The DC emergency mode adjusts the current to 15% by default (adjustable).
- Smooth dimming and color temperature, flicker free, dimming range 1-100% (amplitude dimming).
- Standby power consumption <0.3W, meet ErP energy efficiency certification.

## Product Parameters

| Model No. | Power | Input voltage | Output voltage | Output current | Efficiency @full load | Dimensions (mm) |
|---|---|---|---|---|---|---|
| ID LCCB 75/230/050-400 B NFC FV1 | 75W | 220-240VAC<br>220-240VDC | 50-220V | 50-400mA | 92% | L278*W30*H16 |

## Product Specifications

| Basic information | Data parameters |
|---|---|
| · Power range: | 21-75W |
| · Adjustable output current: | NFC |
| · Dimming interface: | Bluetooth/Zigbee |
| · Dimming range: | 1-100% |
| · Flicker-free: | PstLM < 1, SVM < 0.4 |
| · Input votage shock: | 320VAC 1H |
| · Operating temperature range: | Ta -20 ... +50 °C |
| · Surge protection: | L-N:1kV L/N-GND:2kV |
| · Power factor: | > 0.9 |
| · Start up time: | < 500 ms @ 230V |

## Product Wiring Diagram




## Product Dimensions

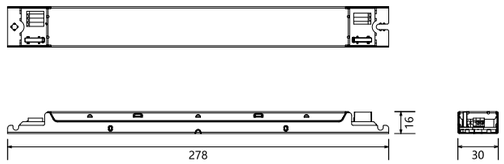

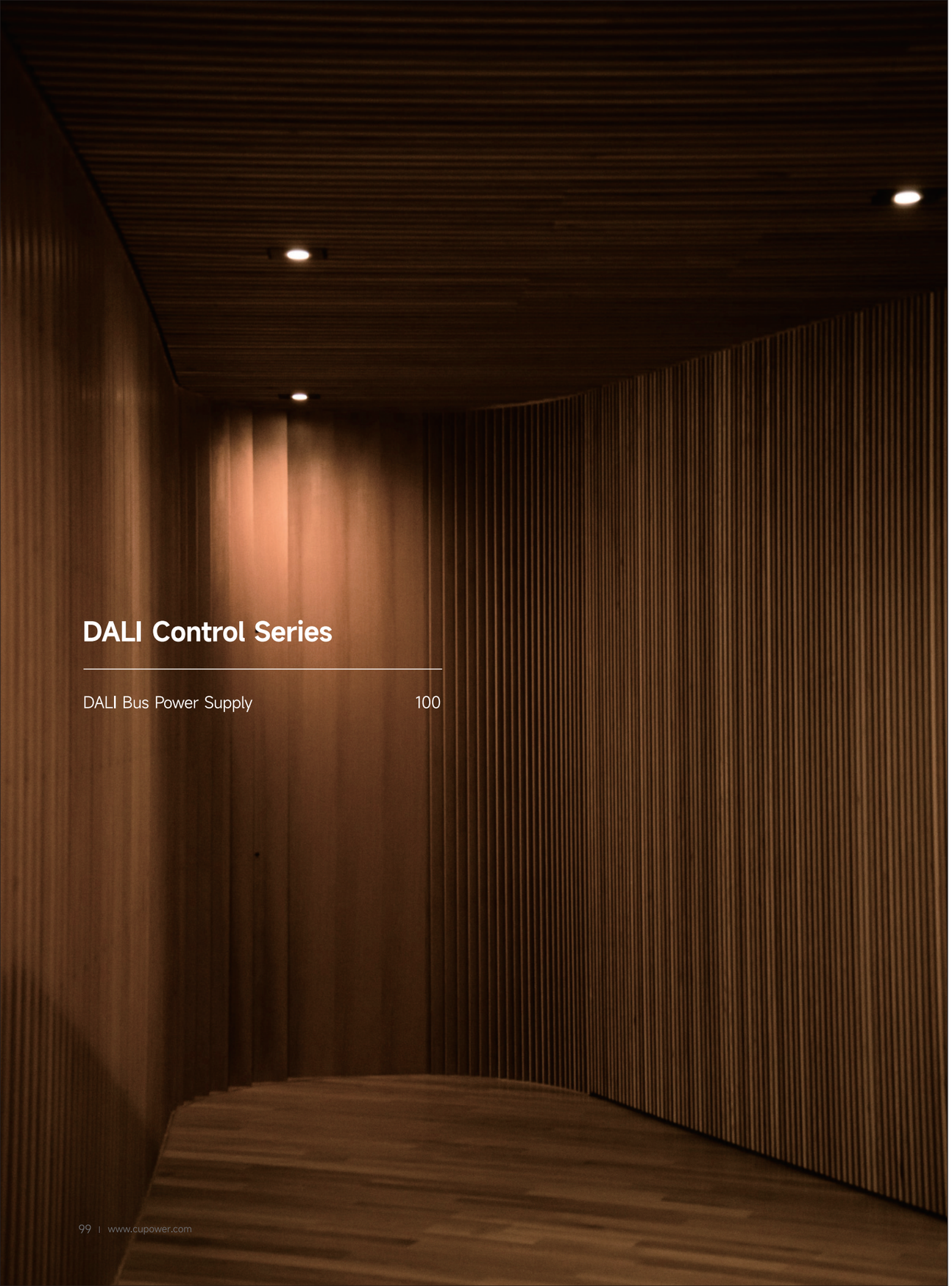

# DALI Control Series

DALI Bus Power Supply 100





# DALI Bus Power Supply

Application: suitable for luminaries of Class I, such as linear lights, tri-proof lights, floor lights and office lighting, etc.




## Features

- 70mA / 100mA optional current, connect up to 2 x 70mA in DALI-2 installation.
- Compact size, combined with removable mounting wings for high installation flexibility.

## Product Parameters

| Model No. | Power | Input voltage | Output voltage | Output current | Efficiency @full load | Dimensions (mm) |
|---|---|---|---|---|---|---|
| ID DALI BUS070 FV1 | 1.12W | 220-240VAC | 16V | 70mA | 60% | L80.7*W30*H15 |
| ID DALI BUS100 FV1 | 1.6W | 220-240VAC | 16V | 100mA | 64% | L80.7*W30*H15 |

## Product Specifications

| Basic information | Data parameters |
|---|---|
| · Power range: | 1.6W |
| · Adjustable output current: | Fixed |
| · Dimming interface: | / |
| · Dimming range: | / |
| · Flicker-free: | / |
| · Input votage shock: | 320VAC 1H |
| · Operating temperature range: | Ta -20 … +60 °C |
| · Surge protection: | L-N: 1kV |
| · Power factor: | / |
| · Start up time: | / |

## Product Wiring Diagram

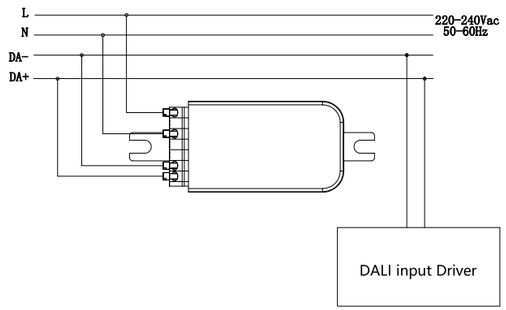


## Product Dimensions

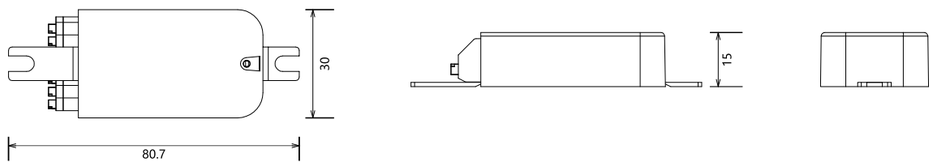



## US SELV Dimming Series


| | |
|---|---|
| SELV Linear DALI DT6 Series | 103 |
| Wireless Series | 104 |
| SELV Compact NFC Series | 105 |
| SELV Linear Series | 106-107 |
| SELV Linear Series | 108-109 |
| Troffer Series | 110-111 |
| Direct Panel Light Series | 112-113 |
| Indirect Panel Light Series | 114-116 |

# SELV Linear DALI DT6 Series

Application: suitable for luminaries of Class I, such as linear lights, tri-proof lights, floor lights and office lighting, etc.

## Features

- Constant power output design with wide operating window.
- Support DALI-2 + push DIM.
- DALI part 251, 252, 253 (luminaire date, energy reporting, diagnostic and maintenance).
- Smooth dimming, flicker free, dimming range1-100% (amplitude dimming).
- Support NFC reader to precisely control current、CLO、dimming curve、DALI address, etc.
- Support DALI part 150 auxiliary power supply, DALI part 250 bus power supply optional.

## Product Parameters

| Model No. | Power | Input voltage | Output voltage | Output current | Efficiency @full load | Dimensions (mm) |
|---|---|---|---|---|---|---|
| XZ-DA54B-540140 | 54W | 120-277VAC<br>120-347VAC | 10-54V | 350-1400mA | 89% | L360*W30*H21 |

## Product Specifications

| Basic information | Data parameters |
|---|---|
| · Power range: | 4-54W |
| · Adjustable output current: | NFC |
| · Dimming interface: | DALI-2/PUSH |
| · Dimming range: | 1-100% |
| · Current ripple: | ≤5% |
| · Input votage shock: | / |
| · Operating temperature range: | Ta-20...+50°C |
| · Surge protection: | L-N:1kV L/N-GND:2kV |
| · Power factor: | > 0.9 |
| · Start up time: | < 750ms@120V<br>< 500ms@277V, < 500ms@347V |

## Product Wiring Diagram




## Product Dimensions

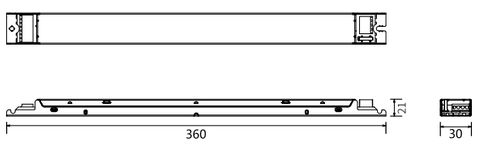






# Wireless Series

Application: suitable for luminaries of Class I/II, such as track lights, panel lights, home lighting and office lighting, etc.

## Features

- Constant power output design with wide operating window.
- Support Bluetooth/Zigbee smart wireless control.
- Interchangeable IoT modules slots.
- Removable terminal blocks, comply with 2.5mm2 engineering incoming line specification.
- Smooth dimming, flicker free, dimming range 1-100% (amplitude dimming).




## Product Parameters

| Model No. | Power | Input voltage | Output voltage | Output current | Efficiency @full load | Dimensions (mm) |
|---|---|---|---|---|---|---|
| XZ-PN28B-520070 | 28W | 120-277VAC | 6-52V | 150-700mA | 87% | L97*W43*H30 |

## Product Specifications

| Basic information | Data parameters |
|---|---|
| · Power range: | 2-28W |
| · Adjustable output current: | NFC |
| · Dimming interface: | Bluetooth/Zigbee |
| · Dimming range: | 1-100% |
| · Current ripple: | ≤5% |
| · Input votage shock: | / |
| · Operating temperature range: | Ta-20...+45°C |
| · Surge protection: | L-N:1kV L/N-GND:2kV |
| · Power factor: | > 0.9 |
| · Start up time: | < 750ms@120V < 500ms@277V |

## Product Wiring Diagram

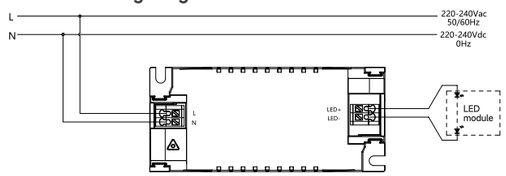


## Terminal block

1.XZ-ID-LOOP-A

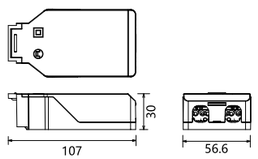


2.XZ-ID-A

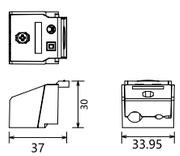


## Product Dimensions

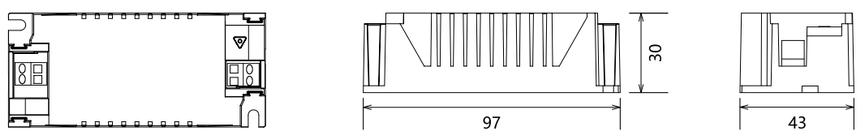

# SELV Compact NFC Series

0/1-10V NFC

Application: suitable for luminaries of Class I, such as downlights, ceiling lights, home lighting, office lighting, etc.

## Features

- Constant power output design with wide operating window.
- SELV 0/1-10V dimming solution.
- 12V auxiliary power supply, expandable for various sensors and controllers.
- Support NFC reader to precisely control current.

Class P

## Product Parameters

| Model No. | Power | Input voltage | Output voltage | Output current | Efficiency @full load | Dimensions (mm) |
|---|---|---|---|---|---|---|
| XZ-PJ50B-540140-T | 50W | 120-277VAC | 10-54V | 100-1400mA | 86% | L107*W76.4*H30 |

## Product Specifications

| Basic information | Data parameters |
|---|---|
| · Power range: | 1-50W |
| · Adjustable output current: | NFC |
| · Dimming interface: | 0/1-10V |
| · Dimming range: | 1-100% |
| · Current ripple: | ≤5% |
| · Input votage shock: | 320VAC 1H |
| · Operating temperature range: | Ta-20...+40°C |
| · Surge protection: | L-N:1kV L/N-GND:2kV |
| · Power factor: | > 0.9 |
| · Start up time: | < 750ms@120V<br>< 500ms@277V, < 500ms@347V |

## Product Wiring Diagram

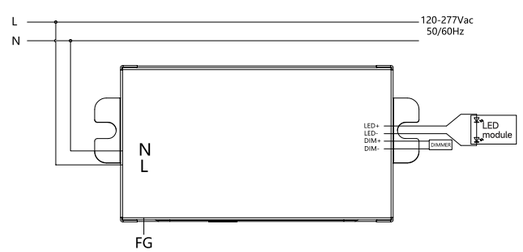


## Product Dimensions

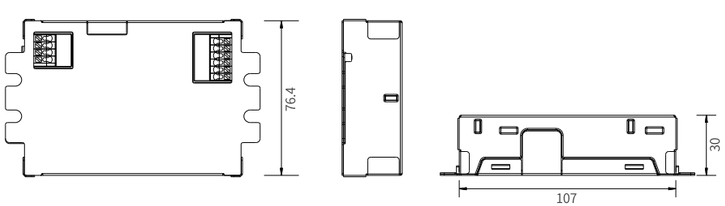


## Product Selection Sable

| T | A | B |
|---|---|---|
| 不带辅助源 | √ | |
| 带12V辅助源 | | √ |





# SELV Linear Series

0/1-10V DIP set

Application: suitable for luminaries of Class I, such as linear lights, tri-proof lights, office lighting, exhibition hall lighting, etc.

CCT

## Features

- Input voltage coverage of 120-277V / 120-347V.
- SELV 0/1-10V dimming solution.
- 12V/24V auxiliary power supply optional, expandable for various sensors and controllers.
- Power and color temperature, flicker free, multiple combinations available.
- Optional output voltage (30-42V / 36-50V).

Class P

## Product Parameters

| Model No. | Power | Input voltage | Output voltage | Output current | Efficiency @full load | Dimensions (mm) |
|---|---|---|---|---|---|---|
| XZ-SR30B-YYYXXX-VVVWWW-TTTT | 31.5W | 120-277VAC<br>120-347VAC | 30-42V<br>36-50V | 350-750mA<br>300-600mA | 无频闪>85%<br>有频闪>87% | L305*W30*H22 |
| XZ-SR40B-YYYXXX-VVVWWW-TTTT | 44.1w | 120-277VAC<br>120-347VAC | 30-42V<br>36-50V | 500-1050mA<br>400-850mA | 无频闪>86%<br>有频闪>88% | L305*W30*H22 |
| XZ-SR50B-YYYXXX-VVVWWW-TTTT | 52w | 120-277VAC<br>120-347VAC | 30-42V<br>36-50V | 700-1250mA<br>600-1050mA | 无频闪>87%<br>有频闪>89% | L305*W30*H22 |
| XZ-SR60B-YYYXXX-VVVWWW-TTT | 63W | 120-277VAC<br>120-347VAC | 30-42V<br>36-50V | 1000-1500mA<br>800-1200mA | 无频闪>88%<br>有频闪>90% | L335*W30*H22 |

## Product Specifications

| Basic information | Data parameters |
|---|---|
| · Power range: | 11-63W |
| · Adjustable output current: | DIP Switch |
| · Dimming interface: | 0/1-10V |
| · Dimming range: | 7-100% |
| · Current ripple: | Flicker < 30%/Flicker free < 5% |
| · Input votage shock: | 320VAC 1H |
| · Operating temperature range: | Ta-20...+50°C |
| · Surge protection: | L-N:1kV L/N-GND:2kV |
| · Power factor: | > 0.9 |
| · Start up time: | < 750ms@120V<br>< 500ms@277V, < 500ms@347V |

## Product Wiring Diagram

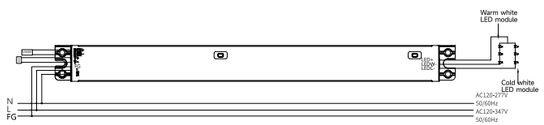

## Product Dimensions

1. SR30B/SR 40B/SR50B

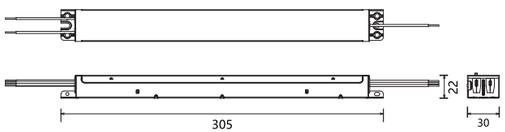


2. SR60B

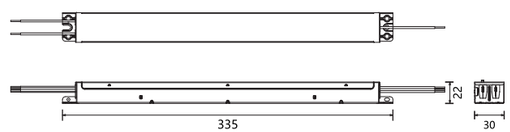


## Product Selection Sable

| T | A | B | | | | |
|---|---|---|---|---|---|---|
| 120-277V | √ | | | | | |
| 120-347V | | √ | | | | |
| **T** | **A** | **B** | | | | |
| 12V auxiliary power supply | √ | | | | | |
| 24V auxiliary power supply | | √ | | | | |
| No auxiliary power supply | | | √ | | | |
| **T** | **A** | **B** | **C** | **D** | **E** | **F** |
| No DIP switch | √ | | | | | |
| Power adjustment via driver | | √ | | | | |
| Color temperature adjustment via driver | | | √ | | | |
| Power and color temperature adjustment via driver | | | | √ | | |
| External power adjustment | | | | | √ | |
| External color temperature adjustment | | | | | | √ |
| **T** | **A** | **B** | | | | |
| With housing | √ | | | | | |
| board only | | √ | | | | |





# SELV Linear Series

0/1-10V DIP set

Application: suitable for luminaries of Class I, such as linear lights, tri-proof lights, office lighting, exhibition hall lighting, etc.




## Features

- SELV 0/1-10V dimming solution.
- 12V auxiliary power supply, expandable for various sensors and controllers.
- Power adjustable, low flicker, flicker free, multiple combinations available.
- Optional output voltage (27-42V / 36-50V).
- Dimming wire and AC wire are at the same position, wiring installation is more convenient.

Class P

## Product Parameters

| Model No. | Power | Input voltage | Output voltage | Output current | Efficiency @full load | Dimensions (mm) |
|---|---|---|---|---|---|---|
| XZ-SA30B-YYYXXX-VVVWWW-W-T | 31.5W | 120-277VAC | 27-42V | 300-750mA | 86% | L278*W30*H21 |
| XZ-SA30B-YYYXXX-VVVWWW-W-T | 30W | 120-277VAC | 36-50V | 200-600mA | 85% | L278*W30*H21 |
| XZ-SA40B-YYYXXX-VVVWWW-W-T | 44.1W | 120-277VAC | 27-42V | 700-1050mA | 86% | L278*W30*H21 |
| XZ-SA40B-YYYXXX-VVVWWW-W-T | 42.5W | 120-277VAC | 36-50V | 400-850mA | 86% | L278*W30*H21 |
| XZ-SA50B-YYYXXX-VVVWWW-W-T | 52.5W | 120-277VAC | 27-42V | 1050-1250mA | 86% | L278*W30*H21 |
| XZ-SA50B-YYYXXX-VVVWWW-W-T | 52.5W | 120-277VAC | 36-50V | 700-1050mA | 86% | L278*W30*H21 |
| XZ-SA60B-YYYXXX-VVVWWW-W-T | 63W | 120-277VAC | 27-42V | 1250-1500mA | 88% | L302*W30*H21 |
| XZ-SA60B-YYYXXX-VVVWWW-W-T | 62.5W | 120-277VAC | 36-50V | 900-1250mA | 86% | L302*W30*H21 |

## Product Specifications

| Basic information | Data parameters |
|---|---|
| · Power range: | 8-63W |
| · Adjustable output current: | DIP Switch |
| · Dimming interface: | 0/1-10V |
| · Dimming range: | 7 -100% |
| · Current ripple: | Flicker < 30%/Flicker free < 5% |
| · Input votage shock: | / |
| · Operating temperature range: | Ta -20 … +5 5 °C |
| · Surge protection: | L-N:1kV L/N-GND:2kV |
| · Power factor: | > 0.9 |
| · Start up time: | < 750ms@120V < 500ms@277V |

## Product Wiring Diagram



## Product Dimensions

1. SA30B/SA40B/SA50B

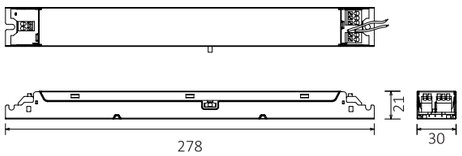


2. SA60B

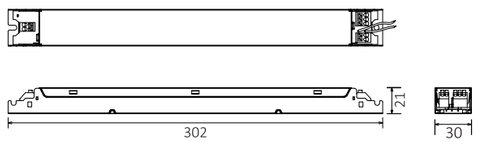


## Product Selection Sable

| T | B | D |
|---|---|---|
| 12V auxiliary power supply | √ | |
| power adjustment | | √ |





# Troffer Series

0/1-10V DIP set

Application: suitable for luminaries of Class I, such as panel lights, office lighting, supermarket retail lighting, etc.

## Features

- Input voltage coverage of 120-277V / 120-347V.
- SELV 0/1-10V dimming solution.
- 12V/24V auxiliary power supply optional, expandable for various sensors and controllers.
- Power and color temperature, flicker free, multiple combinations available.
- Optional output voltage (30-38V / 40-48V).
- New housing design, suitable for different luminaries.




## Product Parameters

| Model No. | Power | Input voltage | Output voltage | Output current | Efficiency @full load | Dimensions (mm) |
|---|---|---|---|---|---|---|
| XZ-TR30B-380XXX-TTT | 28W | 120-277VAC<br>120-347VAC | 30-38V | 400-750mA | 86% | L98*W95*H21 |
| XZ-TR40B-380XXX-TTT | 40W | 120-277VAC<br>120-347VAC | 30-38V | 600-1050mA | 87% | L98*W95*H21 |
| XZ-TR50B-380XXX-TTT | 48W | 120-277VAC<br>120-347VAC | 30-38V | 700-1250mA | 87% | L98*W95*H21 |
| XZ-TR30B-480XXX-TTT | 28W | 120-277VAC<br>120-347VAC | 40-48V | 300-600mA | 87% | L98*W95*H21 |
| XZ-TR40B-480XXX-TTT | 40W | 120-277VAC<br>120-347VAC | 40-48V | 400-800mA | 88% | L98*W95*H21 |
| XZ-TR50B-480XXX-TTT | 48W | 120-277VAC<br>120-347VAC | 40-48V | 500-1000mA | 88% | L98*W95*H21 |

## Product Specifications

| Basic information | Data parameters |
|---|---|
| · Power range: | 12-48W |
| · Adjustable output current: | DIP Switch |
| · Dimming interface: | 0/1-10V |
| · Dimming range: | 5-100% |
| · Current ripple: | ≤5% |
| · Input votage shock: | / |
| · Operating temperature range: | Ta -20...+50°C |
| · Surge protection: | L-N:1kV L/N-GND:2kV |
| · Power factor: | > 0.9 |
| · Start up time: | < 750ms@120V < 500ms@277V<br>< 500ms@347V |

## Product Wiring Diagram

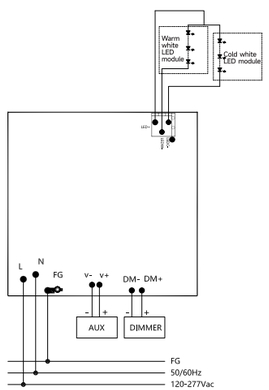

## Product Dimensions

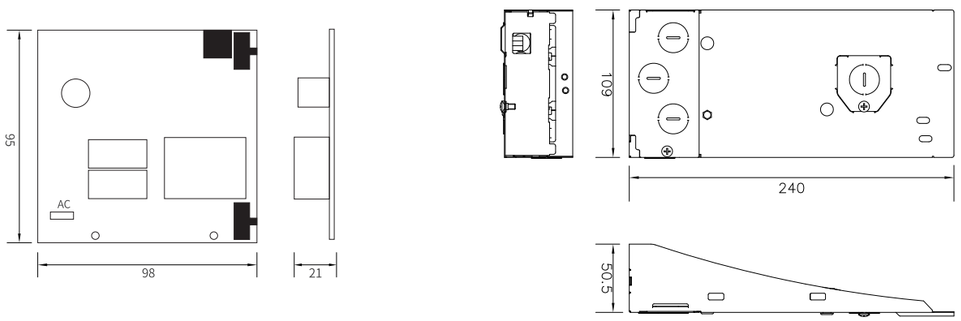


## Product Selection Sable

| T | A | B | | |
|---|---|---|---|---|
| 120-277V | √ | | | |
| 120-347V | | √ | | |
| **T** | **A** | **B** | **C** | |
| 12V auxiliary power supply | √ | | | |
| 24V auxiliary power supply | | √ | | |
| No auxiliary power supply | | | √ | |
| **T** | **A** | **B** | **C** | **D** |
| No DIP switch | √ | | | |
| Power adjustment | | √ | | |
| Color temperature adjustment | | | √ | |
| Power and color temperature adjustment | | | | √ |





# Direct Panel Light Series

0/1-10V DIP set

Application: suitable for luminaries of Class I, such as direct lighting panel lights, troffer, office lighting, supermarket retail lighting, etc.




## Features

- Input voltage coverage of 120-277V / 120-347V.
- SELV 0/1-10V dimming solution.
- 12V auxiliary power supply, expandable for various sensors and controllers.
- Power and color temperature, low flicker, flicker free, multiple combinations available.

## Product Parameters

| Model No. | Power | Input voltage | Output voltage | Output current | Efficiency @full load | Dimensions (mm) |
|---|---|---|---|---|---|---|
| XZ-SD30B-420XXX-W | 28.5W | 120-277VAC | 30-38V | 400-750mA | 85% | L267*W27*H20.5 |
| XZ-SD30B-420XXX-Y | 28.5W | 120-277VAC | 30-38V | 400-750mA | 87% | L267*W27*H20.5 |
| XZ-SD40B-420XXX-W | 39.9W | 120-277VAC | 30-38V | 600-1050mA | 86% | L267*W27*H20.5 |
| XZ-SD40B-420XXX-Y | 39.9W | 120-277VAC | 30-38V | 600-1050mA | 88% | L267*W27*H20.5 |
| XZ-SD50B-420XXX-W | 47.5W | 120-277VAC | 30-38V | 900-1250mA | 86% | L267*W27*H20.5 |
| XZ-SD50B-420XXX-Y | 47.5W | 120-277VAC | 30-38V | 900-1250mA | 88% | L267*W27*H20.5 |
| XZ-SE30B-YYYXXX-VVVWWW-Y-T | 28.5W | 120-277VAC | 30-38V | 400-750mA | 87% | L267*W27*H20.5 |
| XZ-SE30B-YYYXXX-VVVWWW-W-T | 28.5W | 120-277VAC | 30-38V | 400-750mA | 86% | L267*W27*H20.5 |
| XZ-SE30B-YYYXXX-VVVWWW-Y-T | 28.8W | 120-277VAC | 40-48V | 300-600mA | 87% | L267*W27*H20.5 |
| XZ-SE30B-YYYXXX-VVVWWW-W-T | 28.8W | 120-277VAC | 40-48V | 300-600mA | 86% | L267*W27*H20.5 |
| XZ-SE40B-YYYXXX-VVVWWW-Y-T | 39.9W | 120-277VAC | 30-38V | 600-1050mA | 88% | L267*W27*H20.5 |
| XZ-SE40B-YYYXXX-VVVWWW-W-T | 39.9W | 120-277VAC | 30-38V | 600-1050mA | 87% | L267*W27*H20.5 |
| XZ-SE40B-YYYXXX-VVVWWW-Y-T | 38.4W | 120-277VAC | 40-48V | 400-800mA | 88% | L267*W27*H20.5 |
| XZ-SE40B-YYYXXX-VVVWWW-W-T | 38.4W | 120-277VAC | 40-48V | 400-800mA | 87% | L267*W27*H20.5 |
| XZ-SE50B-YYYXXX-VVVWWW-Y-T | 47.5W | 120-277VAC | 30-38V | 700-1250mA | 88% | L267*W27*H20.5 |
| XZ-SE50B-YYYXXX-VVVWWW-W-T | 47.5W | 120-277VAC | 30-38V | 700-1250mA | 87% | L267*W27*H20.5 |
| XZ-SE50B-YYYXXX-VVVWWW-Y-T | 48W | 120-277VAC | 40-48V | 600-1000mA | 88% | L267*W27*H20.5 |
| XZ-SE50B-YYYXXX-VVVWWW-W-T | 48W | 120-277VAC | 40-48V | 600-1000mA | 87% | L267*W27*H20.5 |
| XZ-SH40B-YYYXXX-VVVWWW-Y-T | 39.9W | 120-347VAC | 30-38V | 600-1050mA | 88% | L267*W27*H20.5 |
| XZ-SH40B-YYYXXX-VVVWWW-W-T | 39.9W | 120-347VAC | 30-38V | 600-1050mA | 87% | L267*W27*H20.5 |
| XZ-SH40B-YYYXXX-VVVWWW-Y-T | 38.4W | 120-347VAC | 40-48V | 400-800mA | 88% | L267*W27*H20.5 |
| XZ-SH40B-YYYXXX-VVVWWW-WT | 38.4W | 120-347VAC | 40-48V | 400-800mA | 87% | L267*W27*H20.5 |
| XZ-SH50B-YYYXXX-VVVWWW-Y-T | 47.5W | 120-347VAC | 30-38V | 700-1250mA | 88% | L267*W27*H20.5 |
| XZ-SH50B-YYYXXX-VVVWWW-W-T | 47.5W | 120-347VAC | 30-38V | 700-1250mA | 87% | L267*W27*H20.5 |
| XZ-SH50B-YYYXXX-VVVWWW-Y-T | 48W | 120-347VAC | 40-48V | 600-1000mA | 88% | L267*W27*H20.5 |
| XZ-SH50B-YYYXXX-VVVWWW-W-T | 48W | 120-347VAC | 40-48V | 600-1000mA | 87% | L267*W27*H20.5 |

## Product Specifications

| Basic information | Data parameters |
|---|---|
| · Power range: | 12-48W |
| · Adjustable output current: | DIP Switch |
| · Dimming interface: | 0/1-10V |
| · Dimming range: | 7-100% |
| · Current ripple: | ≤5%(extension"W")/≤30% |
| · Input votage shock: | / |
| · Operating temperature range: | Ta -20...+50°C |
| · Surge protection: | L-N:1kV L/N-GND:2kV |
| · Power factor: | > 0.9 |
| · Start up time: | < 750ms@120V < 500ms@277V |

## Product Dimensions

1. Bare board size

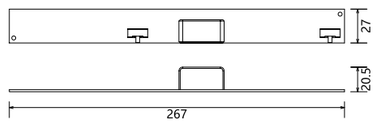


2. Metal housing size

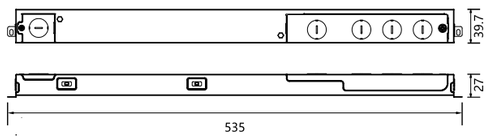


## Product Wiring Diagram

1. SD




2. SE/SH




## Product Selection Sable

| T | A | B | C | D | E | F | G | H |
|---|---|---|---|---|---|---|---|---|
| No DIP switch | √ | | | | | | | |
| Power adjustment | | √ | | | | | | |
| Color temperature adjustment | | | √ | | | | | |
| Power and color temperature adjustment | | | | √ | | | | |
| No DIP switch with AUX power supply | | | | | √ | | | |
| Power adjustment with AUX power supply | | | | | | √ | | |
| Color temperature adjustment with AUX power supply | | | | | | | √ | |
| Power and color temperature adjustment with AUX power supply | | | | | | | | √ |





# Indirect Panel Light Series

0/1-10V DIP set

Application: suitable for luminaries of Class I/I, such as panel lights, troffer, office lighting, supermarket retail lighting, etc.

## Features

- ·Input voltage coverage of 120-277V / 120-347V.
- ·Power and color temperature, low flicker, flicker free, multiple combinations available.
- ·Various housing combinations: standard, large wiring space, ultra-large wiring space optional.
- ·Input interface: wire, terminal optional.

Class P

## Product Parameters

| Model No. | Power | Input voltage | Output voltage | Output current | Efficiency @full load | Dimensions (mm) |
|---|---|---|---|---|---|---|
| XZ-PD35B-420080-B (Flicker)(triac) | 33.6W | 120VAC | 34-42V | 800mA | 85% | L260*W105*H22 |
| XZ-PI40B-420090-070050-D (Flicker) | 37.8W | 120-277VAC | 34-42V | 500-700-900mA | 87% | L260*W105*H22 |
| XZ-PI50B-420120-100080-D (Flicker) | 50.4W | 120-277VAC | 34-42V | 800-1000-1200mA | 88% | L260*W105*H22 |
| XZ-PA30B-YYYXXX-Y-A (Flicker) | 31.5W | 120-277VAC | 27-42V | 400-750mA | 87% | L188*W84*H34.5<br>L225*W84*H34.5 |
| XZ-PA30B-YYYXXX-W-A (Flicker free) | 31.5W | 120-277VAC | 27-42V | 400-750mA | 85% | L188*W84*H34.5<br>L225*W84*H34.5 |
| XZ-PA50B-YYYXXX-Y-A (Flicker) | 48.3W | 120-277VAC | 27-42V | 700-1050mA | 88% | L188*W84*H34.5<br>L225*W84*H34.5 |
| XZ-PA50B-YYYXXX-W-A (Flicker free) | 48.3W | 120-277VAC | 27-42V | 700-1050mA | 86% | L188*W84*H34.5<br>L225*W84*H34.5 |
| XZ-PA60B-YYYXXX-Y-A (Flicker) | 63W | 120-277VAC | 27-42V | 1150-1500mA | 88% | L188*W84*H34.5<br>L225*W84*H34.5 |
| XZ-PA60B-YYYXXX-W-A (Flicker free) | 63W | 120-277VAC | 27-42V | 1150-1500mA | 86% | L188*W84*H34.5<br>L225*W84*H34.5 |
| XZ-PB50B-YYYXXX-VVWWW-I-T (Flicker) | 48.3W | 120-277VAC | 30-42V | 500-1150mA | 87% | L188*W84*H34.5<br>L225*W84*H34.5 |
| XZ-PE30B-YYYXXX-VVVWWW-I-T (Flicker free) | 31.5W | 120-277VAC | 30-42V | 300-750mA | 85% | L188*W84*H34.5<br>L225*W84*H34.5 |
| XZ-PE30B-YYYXXX-VVVWWW-L-T (Flicker free) | 30W | 120-277VAC | 36-50V | 300-600mA | 85% | L188*W84*H34.5<br>L225*W84*H34.5 |
| XZ-PE50B-YYYXXX-VVVWWW-I-T (Flicker free) | 48.3W | 120-277VAC | 30-42V | 550-1150mA | 86% | L188*W84*H34.5<br>L225*W84*H34.5 |
| XZ-PE50B-YYYXXX-VVVWWW-L-T (Flicker free) | 48.5W | 120-277VAC | 36-50V | 500-970mA | 86% | L188*W84*H34.5<br>L225*W84*H34.5 |
| XZ-PF30B-YYYXXX-VVVWWW-I-A (Flicker free) | 31.5W | 120-347VAC | 30-42V | 300-750mA | 85% | L188*W84*H34.5<br>L225*W84*H34.5 |
| XZ-PF30B-YYYXXX-VVVWWW-L-A (Flicker free) | 30W | 120-347VAC | 36-50V | 300-600mA | 85% | L188*W84*H34.5<br>L225*W84*H34.5 |
| XZ-PF50B-YYYXXX-VVVWWW-I-A (Flicker free) | 48.3W | 120-347VAC | 30-42V | 550-1150mA | 86% | L188*W84*H34.5<br>L225*W84*H34.5 |
| XZ-PF50B-YYYXXX-VVVWWW-L-A (Flicker free) | 48.5W | 120-347VAC | 36-50V | 500-970mA | 86% | L188*W84*H34.5<br>L225*W84*H34.5 |
| XZ-PF60B-YYYXXX-I (Flicker free) | 63W | 120-347VAC | 30-42V | 1150-1500mA | 87% | L188*W84*H34.5<br>L225*W84*H34.5 |
| XZ-PF60B-YYYXXX-L (Flicker free) | 62.5W | 120-347VAC | 36-50V | 900-1250mA | 87% | L188*W84*H34.5<br>L225*W84*H34.5 |
| XZ-PH50B-YYYXXX-VVWWW-T (Flicker) | 48.3W | 120-347VAC | 30-42V | 500-1150mA | 87% | L188*W84*H34.5<br>L225*W84*H34.5 |
| XZ-PF30B-YYYXXX-VVVWWW-I-T (Flicker free) | 31.5W | 120-347VAC | 30-42V | 300-750mA | 85% | L188*W84*H34.5<br>L225*W84*H34.5 |
| XZ-PF30B-YYYXXX-VVVWWW-L-T (Flicker free) | 30W | 120-347VAC | 36-50V | 300-600mA | 85% | L188*W84*H34.5<br>L225*W84*H34.5 |
| XZ-PF50B-YYYXXX-VVVVWWW-I-T (Flicker free) | 48.3W | 120-347VAC | 30-42V | 550-1150mA | 86% | L188*W84*H34.5<br>L225*W84*H34.5 |
| XZ-PF50B-YYYXXX-VVVVWWW-L-T (Flicker free) | 48.5W | 120-347VAC | 36-50V | 500-970mA | 86% | L188*W84*H34.5<br>L225*W84*H34.5 |

## Product Specifications

| Basic information | Data parameters |
|---|---|
| · Power range: | 9-63W |
| · Adjustable output current: | DIP Switch |
| · Dimming interface: | 0/1-10V |
| · Dimming range: | 7-100% |
| · Current ripple: | Flicker≤30%/Flicker free≤5% |

| Basic information | Data parameters |
|---|---|
| · Input votage shock: | / |
| · Operating temperature range: | Ta -20...+50°C |
| · Surge protection: | L-N:1kV L/N-GND:2kV |
| · Power factor: | > 0.9 |
| · Start up time: | < 750ms@120V<br>< 500ms@277V < 500ms@347V |

## Product Dimensions

1.L260*W105*H22

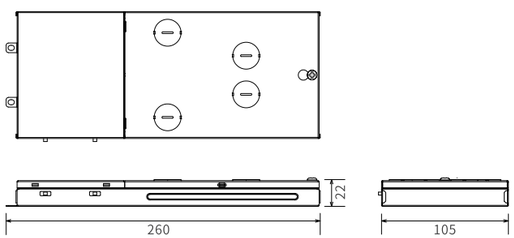


2.L188*W84*H34.5

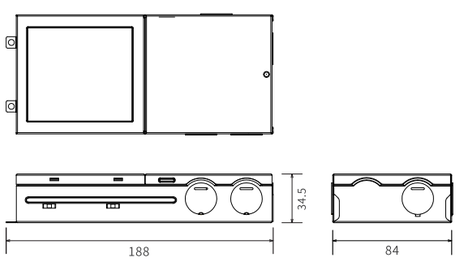


3.L225*W84*H34.5

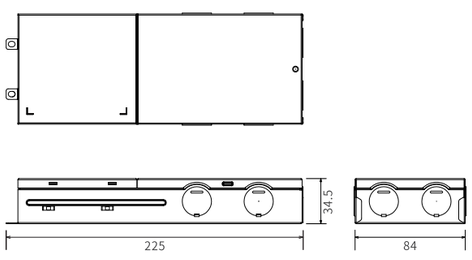


## Product Wiring Diagram

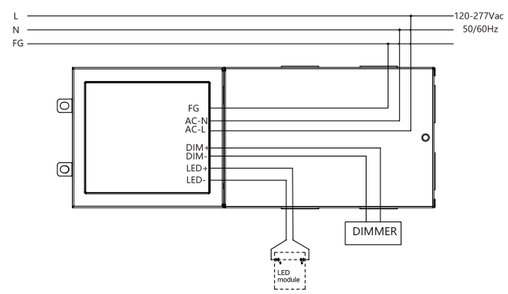


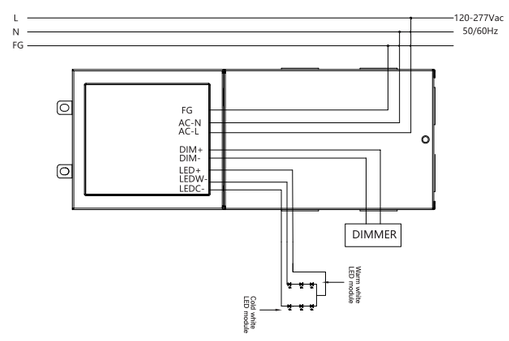


## Product Selection Sable

| T | A | B | C | D |
|---|---|---|---|---|
| No DIP switch | √ | | | |
| Power adjustment | | √ | | |
| Color temperature adjustment | | | √ | |
| Power and color temperature adjustment | | | | √ |

# US Non-SELV Dimming Series

Non-SELV Linear Series 119-120

# Non-SELV Linear Series

0/1-10V DIP set

Application: suitable for luminaries of Class I, such as linear highbay, large warehouse, outdoor lighting, etc.

CCT

## Features

- Input voltage coverage of 120-277V / 120-347V.
- SELV 0/1-10V dimming solution.
- 12V/24V auxiliary power supply optional, expandable for various sensors and controllers.
- Power and color temperature, low flicker, flicker free, multiple combinations available.
- High surge protection L-N: 4kV、L/N-GND: 4kV.

Class P

## Product Parameters

| Model No. | Power | Input voltage | Output voltage | Output current | Efficiency @full load | Dimensions (mm) |
|---|---|---|---|---|---|---|
| XZ-SK100B-YYYXXX-VVVWWW-TTTT | 100W | 120-277VAC<br>120-347VAC | 80-130V | 500-1000mA | 93% | L242*W44.5*H31 |
| XZ-SK150B-YYYXXX-VVVWWW-TTTT | 150W | 120-277VAC<br>120-347VAC | 180-260V | 350-750mA | 94% | L242*W44.5*H31 |
| XZ-SK240B-YYYXXX-VVVWWW-TTTT | 240W | 120-277VAC<br>120-347VAC | 180-260V | 600-1200mA | 95% | L240.5*W59.9*H38 |
| XZ-SN100B-YYYXXX-VVYWWW-TTT | 100W | 120-277VAC | 70-150V | 500-1000mA | 91% | L180*W44*H31 |

## Product Specifications

| Basic information | Data parameters |
|---|---|
| · Power range: | 35-240W |
| · Adjustable output current: | DIP Switch |
| · Dimming interface: | 0/1-10V |
| · Dimming range: | 7-100% |
| · Current ripple: | Flicker≤30%/Flicker free≤5% |
| · Input votage shock: | / |
| · Operating temperature range: | Ta -20 … +50 °C |
| · Surge protection: | L-N:4kV L/N-GND:4kV<br>(Optional: L-N:4kV L/N-GND:6kV) |
| · Power factor: | > 0.9 |
| · Start up time: | < 750ms@120V < 500ms@277V |

## Product Wiring Diagram




## Product Dimensions

1. SK100B/SK150B

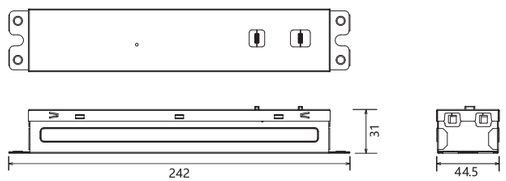






2. SK240B

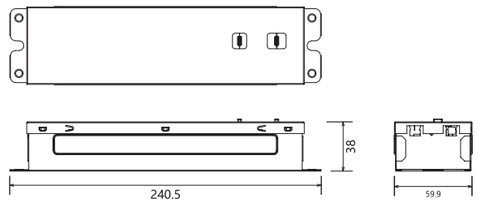


3. SN100B

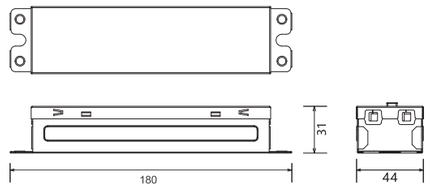


## Product Selection Sable

SN Series ▸

| T | A | B | | | | |
|---|---|---|---|---|---|---|
| 12V auxiliary power supply | √ | | | | | |
| No auxiliary power supply | | √ | | | | |
| **T** | **A** | **B** | **C** | **D** | **E** | **F** |
| No DIP switch | √ | | | | | |
| Power adjustment via driver | | √ | | | | |
| Color temperature adjustment via driver | | | √ | | | |
| Power and color temperature adjustment via driver | | | | √ | | |
| External power selection, Internal color temperature selection | | | | | √ | |
| External power selection | | | | | | √ |
| **T** | **A** | **B** | | | | |
| With light control | √ | | | | | |
| Without light control | | √ | | | | |
| **T** | **A** | **B** | | | | |
| Encapsulated with black adhesive | √ | | | | | |
| Encapsulated with A/B adhesive | | √ | | | | |

SK Series ▸

| T | A | B | | |
|---|---|---|---|---|
| 120-277V | √ | | | |
| 120-347V | | √ | | |
| **T** | **A** | **B** | **C** | |
| 12V auxiliary power supply | √ | | | |
| 24V auxiliary power supply | | √ | | |
| No auxiliary power supply | | | √ | |
| **T** | **A** | **B** | **C** | **D** |
| No DIP switch | √ | | | |
| Power adjustment | | √ | | |
| Color temperature adjustment | | | √ | |
| Power and color temperature adjustment | | | | √ |
| **T** | **A** | **B** | | |
| Encapsulated with black adhesive | √ | | | |
| Encapsulated with A/B adhesive | | √ | | |

# Product Coding

## EU Market Product Coding

XZ – QR 40 B – 420 XXX T

- Abbreviation of Xiezhen
- Series No without exact meaning
- Output consumption
  08=8W series 40=40W series
- Power factor
  B=high PF D=low PF
- Output voltage
  300=30V 420=42V
- Output current
  "XXX": 006=60mA "XXX": 010=100mA "XXX": 105=1050mA
- DIP switch
  A: without DIP switch B: with DIP switch

RD – C CC B – 21 230 300 – 500 DIP – FV1

- ID: Innova driver
  RD: Relia driver
- L: Linear
  C: Compact
  R: Round
  S: Special
- CC: Constant current
  CV: Constant voltage
- I: Independent
  B: Built-in
- Wattage
- Input voltage
- Min output current
- Max output current
- DALI: Dali function
  NFC: Nfc function
  DALI NFC: Dali+Nfc function
  0-10V: 0-10V dimming
  TRIAC: Triac dimming
  BLANK: No function
- F: Flicker free
  V1: Version 1





## US Market Product Coding

XZ – PB 50 B – YYY XXX – VVV WWW – T – T

- Abbreviation of Xiezhen
- Series No, without exact meaning
- Output consumption
  08=8W series 40=40W series
- Power factor
  B=high PF D=low PF
- Output voltage
  300=30V 420=42V
- Output current
  "XXX": 006=60mA "XXX": 010=100mA "XXX": 105=1050mA
- Second option output current by DIP switch
  "VVV": 006=60mA "VVV": 010=100mA "VVV": 105=1050mA
- Third option output current by DIP switch
  "WWW": 006=60mA "WWW": 010=100mA "WWW": 105=1050mA
- L=input with wires
  I=input with terminal
- Product type: "T"=A,B,C,D
  "T"=A no DIP switch function "T"=B DIP switch function only for current
  "T"=C DIP switch function only for color temperature "T"=D DIP switch function both for current and color temperature

XZ – SR XX B – YYY XXX – VVV WWW – T T T T

- Abbreviation of Xiezhen
- Series No without exact meaning
- Output consumption
  08=8W series 40=40W series
- Power factor
  B=high PF D=low PF
- Output voltage
  300=30V 420=42V
- First option output current by DIP switch
  "XXX": 006=60mA "XXX": 010=100mA "XXX": 105=1050mA
- Second option output current by DIP switch
  "VVV": 006=60mA "VVV": 010=100mA "VVV": 105=1050mA
- Third option output current by DIP switch
  "WWW": 006=60mA "WWW": 010=100mA "WWW": 105=1050mA
- Input voltage
  A: 120-277V B: 120-347V
- Auxiliary power
  A: 12V B: 24V C: NO
- Product type: "T"=A,B,C,D,E,F
  "T"=A no DIP switch function "T"=B DIP switch function only for current "T"=C DIP switch function only for color temperature
  "T"=D DIP switch function both for current and color temperature "T"=E External DIP switch current and built-in color temperature "T"=F External DIP switch current
- Meaning of A,B
  A: Led driver with housing B: Led driver board only without housing