

DCbright®

THE WORLD'S HIGHEST PERFORMING
INDUSTRIAL LED LIGHTS



MINING

CONSTRUCTION

INDUSTRIAL

MARITIME

Since 2015, DCbright has become a trusted supplier of top tier luminaires used in the Area, Industrial, Mining and Marine market sectors for use in arduous environments, as well as challenging high ambient temperature applications. These along with high performance "Dark Sky" orientated Area, Sports and Industrial lighting applications where sharp beam cutoff and limited "GLARE" are essential.

This catalog features our exceptional industrial and commercial luminaires, combining brilliant European design with the highest quality components.





Contents

DCbright Standard Features	4
Dark Licht Standard Features	5
DCbright + Dark Licht Marine series	6
DCbright + Dark Licht Stainless Steel Series	7
DCbright High Temperature Series	8
DCbright High Temperature Linears	9
DCbright Goby Vehicle-Mounted Spotlight	10
DCbright Piranha Vehicle-Mounted Spotlight	11
DCbright Moray Marine Spotlight	12
DCbright Snapper Spotlighting	13
DCbright Snapper HC Spotighting	14
DCbright Marlin Spotighting	15
DCbright Barracuda Spotighting	16
DCbright Shark Spotighting	17
DCbright Orca Spotighting	18
DCbright Manta: Ceilinglighting	19
Dark Licht Glare-Free Lighting Features	20
Dark Licht: Original Glare-free Area Lighting	21
Dark Licht: M-Series Glare-free Area Lighting	22
Dark Licht: S-Series & D-Series Glare-free Area Lighting	23
Dark Licht: WP-Series Glare-free Area Lighting	24
DCbright Accessories: Controls & Switches	25
DCbright Accessories: Stabilizing Brackets	26
DCbright Accessories: Crane Brackets	27
DCbright Light Tower	28
DCbright Light poles	29

NOTES


DCbright

Standard Features



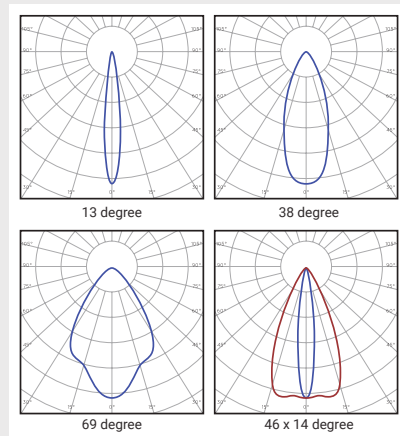
Every DCbright product is carefully designed with premium materials and fully integrated features to deliver truly superior luminaires.

- **LEDs from the world's leading suppliers**
- **Housings made from highest quality components:**
 - High quality, low-Copper, Aluminum alloy castings
 - 13 stage pretreatment of castings, accessories followed by a two layer Titanium based baked epoxy paint finish
 - 316 stainless steel components, as well complete 316L stainless steel housings for various models
 - High tensile strength steel mounting arms
- **UV coated polycarbonate or high impact glass front covers**
- **Multiple electrical component safeguards:**
 - Active and reverse polarity protection
 - Over-voltage protection
 - Transient voltage protection
 - Active and dump load transient protection
 - Surge protection
 - Inrush current limiter
 - EMV – EMC suppression
 - Short circuit protection
- **Fit/Finish/Test:**
 - Expertly designed circuit boards with highly efficient thermal transfer from LED junction to heatsink and housing transfer resulting in industry-leading LM80 lifetimes for industrial applications.
 - Anti vibration component placement and design.
 - Rigorous in-house and third party mechanical and ingress testing.
 - All product go through rigorous multi-step burn in, test and quality control procedures before packaging and shipment.
 - Many of these products are build-to-order, with our JIT production discipline.



Warranties that meet—and beat industry standards

Product	Application	Warranty
DCbright Fixtures	Industrial Lighting	3 Years
DCbright High Temperatures (HT) Fixtures	All	3 Years
DCbright Fixtures	Light Duty Industrial	Optional 5 Year
Dark Licht DL1, DL2, DL3, D-series	Area Lighting	7 Years
Dark Licht M, S, D-series	Industrial Lighting	3-5 Years
DCbright Remote Driver Box	Industrial Lighting	5 Years
Crane Brackets, Stabilizing Brackets	Industrial Lighting	5 Years



DCbright | Dark Licht™

Standard Features



Dark Licht fixtures feature a patented parabolic reflector for superior, glare-free illumination in industrial and area lighting applications.

- **Glare Free & Highly Efficient Reflector System**

Powerful LED light sources are discreetly positioned behind the reflector system, rendering them invisible and glare-free outside the field of view. Dark Licht luminaires are designed to direct light downward, while a sophisticated reflector system pushes the light forward, eliminating any unnecessary glare.

- **Glare Free Lighting is:**

- **Safer Lighting**

Glare from poorly designed LED light sources can impair the vision of drivers, even causing temporary blindness, causing a road safety hazards. Glare-free Dark Licht fixtures minimize dangerous nighttime driving situations.

- **Environmentally Friendly Lighting**

With unparalleled ability to control light trespass and glare, Dark Licht luminaires creates minimal light pollution.

- **Dark Sky Compliant Lighting**

Dark Licht fixtures ordered with low-CCT LEDs have been shown to comply with the most stringent Dark Sky specifications, including the new DS-1 specification.

- **Economical Lighting**

Because of the inherent efficiency of Dark Licht series luminaires, all the available photons are directed precisely to their intended destination. This functional efficiency enables designs that require fewer luminaires to light a given site to a given level allowing for reduced energy of as much as 30-50%, when compared to conventional area lighting fixtures.

Lighting accessories and controls built with precision and durability.

In addition to our fixtures DCbright has developed a series of crane-based lighting accessories, self-stabilizing brackets and tower crane brackets for complete construction site support. Additionally, DCbright has also developed a mobile app-based lighting control system, to efficiently manage lighting operations across the entire worksite.

Dark Licht fixtures also provide uniform, glare-free illumination for applications like sports fields with incredibly sharp cut-offs and accurate color rendering to enhance visibility and safety.



1. Parabolic reflectors and glare-free optics
2. Modular Rotating Reflectors move in both directions by 90° to completely alter the light distribution of the fitting
3. Adjustable Full Cut-Off Enables modification of the forward asymmetric light distribution from 63° to 75°



DCbright + Dark Licht

Marine Series

Engineered for the Harshest Marine Environments.


Our Marine Series luminaires are specifically designed to endure the toughest conditions found in marine environments. With housings made from corrosion-resistant aluminum and 316 stainless steel, they are engineered to withstand saltwater, high humidity, and constant exposure to the elements. These luminaires are built with longevity in mind, offering unbeatable durability for ships, offshore platforms, and other maritime applications.

Maximum Protection and Safety

Safety is at the core of our Marine luminaires. Equipped with comprehensive electrical component safeguards, including surge protection, short circuit protection, over-voltage protection, and more, our products ensure reliable operation even in the most demanding maritime environments. These safety features provide peace of mind, protecting both the luminaire and the vessel or facility from electrical mishaps and maintaining consistent performance throughout their lifespan.

Uncompromising Performance in All Conditions

The Marine Series is built for optimal performance in challenging



DCbright + Dark Licht

Stainless Steel Series

Corrosion-resistant stainless steel— long-lasting illumination for coastal and harsh environments.

DCbright's SS luminaires are engineered with 316L stainless steel, offering exceptional resistance to corrosion, rust, and staining in environments exposed to saltwater, chemicals, and other corrosive substances. These luminaires are the perfect choice for coastal and harsh environments, ensuring long-lasting performance.

Minimal maintenance for maximum illumination.

Thanks to the low-maintenance nature of stainless steel, DCbright luminaires require less upkeep while providing consistent, high-quality illumination. This makes them ideal for installations in hard-to-service locations, reducing downtime and ensuring continuous lighting.

The durable, sustainable choice.

316L stainless steel not only provides excellent durability but also maintains a clean and appealing look even under the most extreme conditions. Its resistance to harsh environments makes it an ideal choice for projects focused on sustainability and longevity. Additionally, this material is fully recyclable, making it a responsible option for eco-conscious developments.

High temperature options available.


Designed to perform even in high-temperature settings, DCbright's maritime luminaires excel in environments where both corrosive elements and extreme heat are a challenge. These luminaires are built to last longer, even in the most demanding applications.




Piranha: 8,400 lm
PI-9-70AC-SS
PI-9-70DC-24V-SS




Dark Licht: 9,600 lm
DL-S-60DC-24V-SS
DL-S-75DC-24V-SS



Snapper: 22,000 lm
SN-24-150DC-24V-SS



Barracuda: 44,100 lm
BA-48-320AC-SS



Orca: 111,300
OR-156-800AC-SS

DCbright

High Temperature Series

Engineered for High-Temperature Environments

High-temperature lighting demands specialized engineering to ensure reliability and performance. At DCbright, we go beyond basic design with a range of considerations that enable our luminaires to thrive in extreme conditions.

Too HOT to Handle? NOT with DCbright!

Our luminaires feature silicone cabling and a heat-resistant body, crafted from carefully selected, treated, and prepared materials that withstand continuous exposure to temperatures up to 120°C (248°F).

Available in both floodlight and spotlight configurations, these luminaires also offer a corrosion-resistant stainless steel option, making them perfect for high-temperature, challenging environments.



DCbright

Linear Luminaire - High Temperatures

DCbright Linear Luminaire – Reliable and Durable Lighting.

The HT Linear Luminaire offers high-performance, energy-efficient lighting for tough environments. With IP69K and IK08 protection, it's built to withstand extreme temperatures. Available in various wattages, beam angles, and color temperatures, it ensures long-lasting illumination (345,000 hours). Backed by a 3-year warranty, it's the ideal choice for industrial, commercial, and outdoor spaces.



HT Linear Common Specifications HT=High Temperature, OP=Optics Available

Size & Weight

LIN-30:
130 mm x 110 mm x 350 mm
5.1 in x 4.3 in x 13.8 in
2.8 kg / 6.2 lb

LIN 60:
130 mm x 110 mm x 650 mm
5.1 in x 4.3 in x 25.6 in
4.4 kg / 9.7 lb

LIN 90:
130 mm x 110 mm x 950 mm
5.1 in x 4.3 in x 37.4 in
6.0 kg / 13.2 lb

LIN120:
130 mm x 110 mm x 1250 mm
5.1 in x 4.3 in x 49.2 in
7.6 kg / 16.8 lb

Operating Temperature

Standard:
-40°C / -40°F < 50°C / 122°F
HT:
-45°C / -49°F < 120°C / 248°F

Ingress / Impact Protection

IP69K, IK08

Lumen Maintenance

345,000 hr, LM70

HT Linear Light and Power Specifications HT=High Temperature, OP=Optics Available

Model	Lumens (6500K CCT)	Lm/W (100%)	Power (Watts)	Voltage	Optics	CCT	Limited Warranty
LIN30-30AC-HT	6,000	200	30	90 - 305 Vac	120°	4000K ¹	3 year
LIN30-30AC	6,400	213	30	90 - 305 Vac	120°	4000K ²	3 year
LIN30-30AC-OP	6,400	213	30	90 - 305 Vac	30°, 60°	4000K ²	3 year
LIN30-30DC-OP	4,400	147	30	12 - 24 Vdc	14°, 38°, 70°, 14x46°	5000K ¹	3 year
LIN30-30DC-NOP	5,600	186	30	12 - 36 Vdc	120°	5000K ¹	3 year
LIN60-60AC-HT	12,000	200	60	90 - 305 Vac	120°	4000K ¹	3 year
LIN60-60AC	12,800	213	60	90 - 305 Vac	120°	4000K ²	3 year
LIN60-60AC-OP	12,800	213	60	90 - 305 Vac	30°, 60°	4000K ²	3 year
LIN60-60DC-OP	8,800	147	60	12 - 24 Vdc	14°, 38°, 70°, 14x46°	5000K ¹	3 year
LIN90-90AC-HT	18,000	200	90	90 - 305 Vac	120°	4000K ¹	3 year
LIN90-90AC	19,200	213	90	90 - 305 Vac	120°	4000K ²	3 year
LIN90-90AC-OP	19,200	213	90	90 - 305 Vac	30°, 60°	4000K ²	3 year
LIN90-90DC-OP	13,200	147	90	12 - 24 Vdc	14°, 38°, 70°, 14x46°	5000K ¹	3 year
LIN120-120AC-HT	24,000	200	120	90 - 305 Vac	120°	4000K ¹	3 year
LIN120-120AC	25,600	213	120	90 - 305 Vac	120°	4000K ²	3 year
LIN120-120AC-OP	25,600	213	120	90 - 305 Vac	30°, 60°	4000K ²	3 year
LIN120-120DC-OP	17,600	147	120	12 - 24 Vdc	14°, 38°, 70°, 14x46°	5000K ¹	3 year

¹ Dual color available
(2700 - 6500K)

² Dual color available
(1700 - 5700K)

DCbright Goby

Vehicle-Mounted Spotlighting 2.050 - 7.200 lm



Unstoppable Light for Demanding Operations

The DCbright Goby Series delivers powerful, reliable illumination where you need it most. Engineered for extreme durability, these compact yet high-output LED work lights provide up to 7,200 lumens of crisp, clear light. With rugged IP69K and IK10 protection, wide operating temperatures, and up to 360,000 hours of lumen maintenance, the Goby is built to perform in the toughest conditions. Flexible optics, multiple power options, and precise fixture adjustment ensure maximum visibility and efficiency for any application.

DCbright Goby – Small Size. Big Power. Maximum Reliability.



GO-3-18DC

2,050 - 2,300 lm



GO-6-35DC

4,100 lm



GO-9-55DC

6,300 - 7,200 lm

Goby: Common Specifications PRO=Enhanced Version

Size

120 mm x 141 mm x 79 mm
4.7 in x 5.5 in x 3 in

Weight

Standard Aluminum:
GO-3: 1.1 kg / 2.4 lb*
GO-6 & GO-9: 1.8 kg / 4.0 lb

Operating Temperature

Standard:
-40°C / -40°F < 50°C / 122°F

Cable / Remote Driver

Housing-mounted DT04-2P

Ingress / Impact Protection

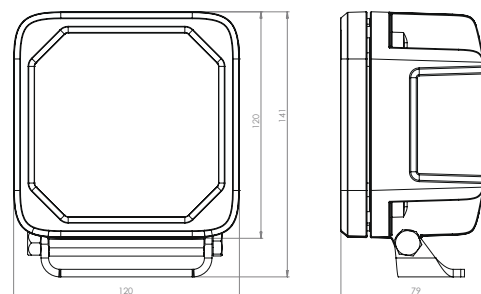
IP69K, IK10

Fixture Adjustment

-60° to +30°, continuous

Lumen Maintenance

360,000 hr, LM70*



* Specifications differ per product.

Goby: Light and Power Specifications PRO=Enhanced Version

Model	Lumens (6500K CCT)	Lm/W (100%)	Power (Watts)	Voltage	Optics	CCT	Limited Warranty
GO-3-18DC-12-24V-PRO ³	2,050	120	18	12 - 24 Vdc	14°, 38°, 70°, 14x46°	5000K ²	3 year
GO-3-18DC-12-24V ¹	2,300	128	18	12 - 24 Vdc	14°, 38°, 70°, 14x46°	5000K ²	3 year
GO-6-35DC-24V ^{1,3}	4,100	120	35	24 Vdc	14°, 38°, 70°, 14x46°	5000K ²	3 year
GO-6-35DC-12-24V	4,100	120	35	12 - 24 Vdc	14°, 38°, 70°, 14x46°	5000K ²	3 year
GO-6-55DC-24V-PRO	4,600	131	35	24 Vdc	14°, 38°, 70°, 14x46°	5000K ²	3 year
GO-6-55DC-12-24V-PRO ³	4,600	131	35	12 - 24 Vdc	14°, 38°, 70°, 14x46°	5000K ²	3 year
GO-9-13AC-HT	2,600	200	13	90-305 Vac	120°	6500K ²	3 year
GO-9-55DC-24V ^{1,3}	6,300	115	55	24 Vdc	14°, 38°, 70°, 14x46°	5000K ²	3 year
GO-9-55DC-12-24V	6,300	115	55	12 - 24 Vdc	14°, 38°, 70°, 14x46°	5000K ²	3 year
GO-9-55DC-24V-PRO ³	7,200	131	55	24 Vdc	14°, 38°, 70°, 14x46°	5000K ²	3 year
GO-9-55DC-12-24V-PRO	7,200	131	55	12 - 24 Vdc	14°, 38°, 70°, 14x46°	5000K ²	3 year
GO-9-65DC-24-ULTRA ¹	8,200	126	65	24 Vdc	14°, 38°, 70°, 14x46°	5000K ²	3 year

¹ Dual color available (2200 - 6500K)

² Optional: 1800 - 6500K

³ Marine version available

DCbright Piranha

Vehicle-Mounted Spotlighting 5.300 - 8.400 lm



Rugged Power. Extreme Performance.

The DCbright Piranha Series is built to thrive in the harshest environments, delivering up to 8,400 lumens of intense, reliable light. With a heavy-duty design available in stainless steel and high-temperature variants, Piranha withstands extreme heat, impact, and vibration while ensuring long-lasting performance. Rated IP69K and IK10, these lights resist water, dust, and shocks with ease. Offering versatile optics, wide voltage ranges, and flexible adjustment angles, Piranha guarantees precision illumination for the toughest industrial, marine, and heavy-equipment applications.

DCbright Piranha – Tough. Bright. Unstoppable.



Piranha: Common Specifications SS=Stainless Steel, HT=High Temperature

Size
135 mm x 149 mm x 131 mm
5.3 in x 5.9 in x 5.2 in

Weight
Standard Aluminum / HT:
3.1 kg / 6.8 lb

Stainless Steel /
Stainless Steel HT:
5 kg / 11 lb

Operating Temperature
Standard / SS:
-40°C / -40°F < 50°C / 122°F

HT / Stainless Steel HT:
-45°C / -49°F < 120°C / 248°F

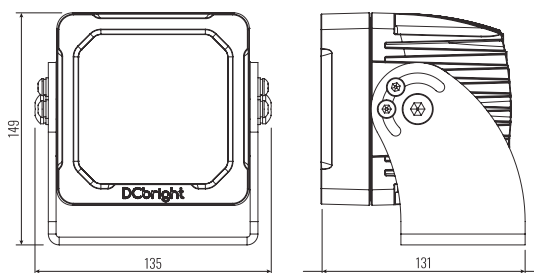
Cable / Remote Driver
Standard / SS: 2 m PUR

HT / Stainless Steel HT:
2 m Silicone

Ingress / Impact Protection
IP69K, IK10

Fixture Adjustment
-45° to +90°, continuous

Lumen Maintenance
360,000 hr, LM70*



* Specifications differ per product.

Piranha: Light and Power Specifications SS=Stainless Steel, HT=High Temperature

Model	Lumens (6500K CCT)	Lm/W (100%)	Power (Watts)	Voltage	Optics	CCT	Limited Warranty
PI-9-45DC-24V	5,300	117	45	24 Vdc	14°, 38°, 70°, 14x46°	5000K ²	3 year
PI-6-55DC-24V	6,300	115	55	24 Vdc	14°, 38°, 70°, 14x46°	5000K ²	3 year
PI-6-55DC-12-24V	6,300	115	55	12-24 Vdc	14°, 38°, 70°, 14x46°	5000K ²	3 year
PI-6-55DC-24V-SS	6,300	115	55	12-24 Vdc	14°, 38°, 70°, 14x46°	5000K ²	3 year
PI-6-55DC-12-24V-SS	6,300	115	55	12-24 Vdc	14°, 38°, 70°, 14x46°	5000K ²	3 year
PI-9-70DC-24V	8,400	120	70	24 Vdc	14°, 38°, 70°, 14x46°	5000K ²	3 year
PI-9-70AC ¹	8,400	120	70	90-305 Vac	14°, 38°, 70°, 14x46°	5000K ²	3 year
PI-9-70AC-SS ¹	8,400	120	70	90-305 Vac	14°, 38°, 70°, 14x46°	5000K ²	3 year
PI-9-70AC-SS + frame ¹	8,400	120	70	90-305 Vac	14°, 38°, 70°, 14x46°	5000K ²	3 year
PI-9-70DC-24V-SS	8,400	120	70	24 Vdc	14°, 38°, 70°, 14x46°	5000K ²	3 year

¹ Dual color available (2200-6500K)

² Optional: 1800-6500K

DCbright Moray

Marine Spotlighting 1.860 - 5.100 lm



Compact Design. Reliable Performance.

The DCbright Moray Series delivers powerful illumination in a sleek, lightweight design. With outputs up to 5,100 lumens, Moray is engineered for environments where space is limited but reliability is critical. Built with IP69K / IK08 protection, it withstands dust, water, and impact while operating in extreme temperatures up to +248°F (120°C) in its high-temperature version. Featuring stepless ±90° adjustment, multiple voltage options, and versatile optics, Moray ensures tailored, efficient lighting for industrial, marine, and utility applications.

DCBright Moray – Light Weight. Great Versatility.



MO-16-25AC-50x2
MO-16-30DC-24V-50x2

4,200 - 5,100 lm

Moray: Common Specifications HT=High Temperature

Size

213 mm x 220 mm x 83 mm
8.4 in x 8.6 in x 3.2 in

Weight

Standard Aluminum / HT
1.5 kg / 3.3 lb

Operating Temperature

Standard:
-40°C / -40°F < 50°C / 122°F

HT:
-45°C / -49°F < 120°C / 248°F

Cable / Remote Driver

Standard: 2 m PUR
HT: 2 m Silicone

Ingress / Impact Protection

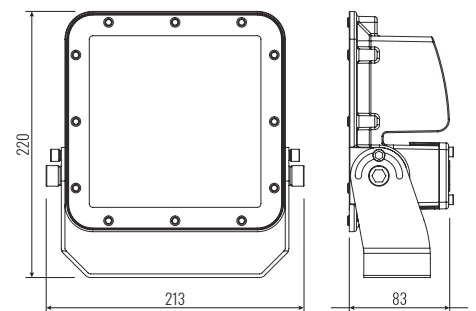
IP69K, IK08

Fixture Adjustment

±90°, stepless

Lumen Maintenance

272,000 hr, LM70*



* Specifications differ per product.

Moray: Light and Power Specifications HT=High Temperature

Model	Lumens (6500K CCT)	Lm/W (100%)	Power (Watts)	Voltage	Optics	CCT	Limited Warranty
MO-16-25AC-50x2	4,200	172	25	90-305 Vac	100s of options	5000K ²	3 year
MO-16-30DC-24V-50x2	5,100	171	30	24 Vdc	100s of options	5000K ³	3 year
MO-15-30AC-HT	1,860	186	10	90 - 305 Vac	NOP	1800 - 6500K	3 year

¹ Dual color available (2200-6500K)

² Optional: 1800-6500K

³ Optional: 1700-5700K

DCbright Snapper

Spotlighting 7.000 - 25.000 lm

Durable Design. Powerful Illumination.

The DCbright Snapper Series is engineered for high-performance lighting in the toughest environments. Offering up to 31,000 lumens, Snapper is built to deliver reliable illumination where precision and durability are paramount. With the robust high temperature version, it thrives in extreme temperatures up to 248°F (120°C), ensuring continued performance even in harsh conditions. Snapper's versatile fixture design features stepless ±90° adjustment, multiple voltage options, and customizable optics to provide efficient, adaptable lighting for industrial and chemical applications.

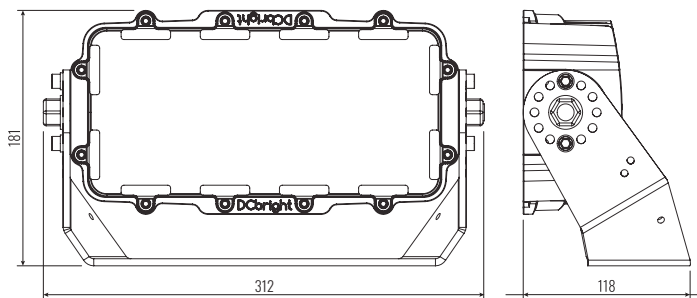
DCBright Snapper – Versatile Optics. Superior Illumination.



Snapper: Common Specifications SS=Stainless Steel, HT=High Temperature, NOP=No Optics, CHEM=Chemical Protection

Size
312 mm x 181 mm x 118 mm 12.2 in x 7.1 in x 4.6 in
Weight
Standard Aluminum / HT: 3.1 kg / 6.8 lb
Stainless Steel: 7 kg / 15.4 lb
Operating Temperature
Standard / SS: -40°C / -40°F < 50°C / 122°F
HT: -45°C / -49°F < 120°C / 248°F

Cable / Remote Driver
Standard / SS: 2 m PUR HT: 2 m Silicone
Ingress / Impact Protection
IP67 IK08, SS: IP69K, IK08
Fixture Adjustment
±240°, 30° steps
Lumen Maintenance
Standard / SS: 345,000 hr, LM70*
HT: 272,000 hr, LM70



* Specifications differ per product.

Snapper: Light and Power Specifications SS=Stainless Steel, HT=High Temperature, NOP=No Optics, CHEM=Chemical Protection

Model	Lumens (6500K CCT)	Lm/W (100%)	Power (Watts)	Voltage	Optics	CCT	Limited Warranty
SN-48-35AC-HT	7,000	200	35	90-305 Vac	120° (NOP)	5000K ²	3 year
2x SN-48-35AC-HT	2 x 7,000	200	2 x 35	90-305 Vac	120° (NOP)	5000K ²	3 year
SN-48-35AC-HT-SS	7,000	200	35	90-305 Vac	120° (NOP)	5000K ²	3 year
SN-48-35AC-HT-SS-CHEM	7,000	200	35	90-305 Vac	120° (NOP)	5000K ²	3 year
SN-48-35AC-HT-SS-CHEM-U	7,000	200	35	90-305 Vac	120° (NOP)	5000K ²	3 year
SN-48-150DC-24V ⁴	25,000	168	150	24 Vdc	30°, 60°	5000K ³	3 year
SN-48-150DC-24V-NOP	32,000	213	150	24 Vdc	120° (NOP)	5000K ³	3 year
SN-24-150DC-24V-SS ¹	22,000	147	150	24 Vdc	14°, 38°, 70°, 14x46°	5000K ²	3 year
SN-48-180AC ^{1,4}	31,000	173	180	90-305 Vac	30°, 60°	5000K ³	3 year
SN-24-180AC-SS ¹	23,800	132	180	90-305 Vac	14°, 38°, 70°, 14x46°	5000K ²	3 year
SN-24-180AC-SS-CHEM-U	23,800	132	180	90-305 Vac	14°, 38°, 70°, 14x46°	5000K ²	3 year

¹ Dual color available (2200-6500K)

² Optional: 1800-6500K

³ Optional: 1700-5700K

⁴ Marine version available

DCbright Snapper HC

Spotlighting 49.500 - 83.000 lm



Industrial Power. Unyielding Reliability.

The DCbright Snapper HC Series is built for high-intensity lighting in heavy-duty industrial applications, including harbor cranes. With outputs ranging from 49,000 to 83,000 lumens, Snapper HC delivers exceptional performance under the harshest conditions. Designed with IP67 and IK08 protection, it is resilient to dust, water, and impact, operating flawlessly in temperatures up to 122°F (50°C). Featuring precise ±240° adjustment and a wide range of optics, Snapper HC ensures powerful and customized lighting for your demanding operations.

DCbright Snapper HC – Engineered for Harbour Cranes.



Snapper HC: Common Specifications

Size & Weight

Snapper HC x2:
320 mm x 314 mm x 205 mm
12.6 in x 12.4 in x 9.9 in
9.9 kg / 21.8 lb

Snapper HC x3:
320 mm x 484 mm x 205 mm
12.6 in x 19.1 in x 9.9 in
12.6 kg / 27.8 lb

Operating Temperature

Standard:
-40°C / -40°F < 50°C / 122°F

Cable / Remote Driver

Standard / SS: 2 m PUR

Ingress / Impact Protection

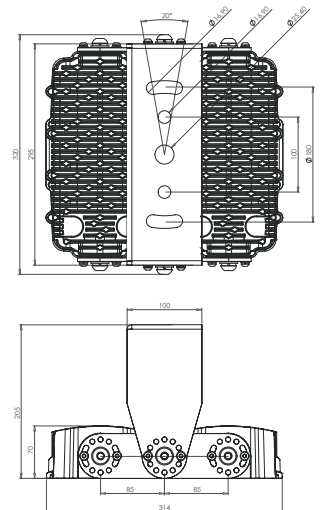
IP67, IK08

Fixture Adjustment

±180°, 30° steps

Lumen Maintenance

Standard:
345,000 hr, LM70



* Specifications differ per product.

Snapper HC: Light and Power Specifications

Model	Lumens (5000K CCT)	Lm/W (100%)	Power (Watts)	Voltage	Optics	CCT	Limited Warranty
SNx2-48-320AC-HC ¹	55,000	166	320	90-305 Vac	100s of options	5000K ²	3 year
SET 2xSNx2-48-320AC-HC	110,000	166	320	90-305 Vac	100s of options	5000K ²	3 year
SNx2-48-300DC-HC	44,100	147	300	24 Vdc	100s of options	5000K ²	3 year
SNx3-48-400/500AC-HC ¹	73,000	183	400	90-305 Vac	100s of options	5000K ²	3 year
SET SNx3-48-400/500AC-HC	146,000	183	400	90-305 Vac	100s of options	5000K ²	3 year
SNx3-48-450DC-HC	66,200	147	450	24 Vdc	100s of options	5000K ²	3 year

¹ Dual color available (2200-6500K)

² Optional: 1700-5700K

DCbright Marlin

Spotlighting 12.500 - 18.000 lm



Compact Power. Advanced Performance.

Introducing the DCbright Marlin Series: the ideal solution for those seeking powerful lighting in a compact, efficient design. With lumen outputs ranging from 12,500 to 18,000 lm, Marlin delivers exceptional illumination while maintaining a small footprint. Designed with IP69K and IK10 ingress protection, it is built to thrive in the harshest environments, performing reliably in extreme temperatures up to 122°F (50°C).

Perfect for a wide range of industrial, automotive, and utility applications, Marlin provides versatile options with its +240° adjustable fixture and various optics, allowing precise customization for your lighting needs. The Marlin Series also features an impressive 360,000+ hour lifespan, ensuring long-lasting performance and reduced maintenance costs. Available in dual-color models, the Marlin is your reliable, energy-efficient lighting solution for even the toughest jobs.

DCbright Marlin – Small Package. Big Impact.



MA-24-85DC-24V
MA-24-120DC-24V
MA-24-120AC

12,500 - 18,000 lm

Marlin: Common Specifications

Size	Operating Temperature	Ingress / Impact Protection
0 mm x 0 mm x 0 mm (TBA) 0 in x 0 in x 0 in (TBA)	Standard: -40°C / -40°F < 50°C / 122°F	IP69K, IK10
Weight	Cable / Remote Driver	Fixture Adjustment
Standard Aluminum: 0 kg / 0 lb (TBA)	Standard: 2 m PUR	±240°, 30° steps
		Lumen Maintenance
		>360,000 hr, LM70 *

* Specifications differ per product.

Marlin: Light and Power Specifications

Model	Lumens (6500K CCT)	Lm/W (100%)	Power (Watts)	Voltage	Optics	CCT	Limited Warranty
MA-24-85DC-24V ¹	12,500	141	85	24 Vdc	14°, 38°, 70°, 14x46°	5000K ²	3 year
MA-24-120DC-24V ¹	16,900	141	120	24 Vdc	14°, 38°, 70°, 14x46°	5000K ²	3 year
MA-24-120AC ¹	18,000	150	120	90-305 Vac	14°, 38°, 70°, 14x46°	5000K ²	3 year

¹ Dual color available
(2200-6500K)

² Optional: 1800-6500K

DCbright Barracuda

Spotlighting 20.600 - 44.100 lm



Ultimate Strength. Unmatched Protection.

The DCbright Barracuda Series is built to deliver powerful lighting for the most demanding environments, including those requiring high-temperature and radiation protection. With outputs ranging from 20,600 to 44,100 lumens, Barracuda provides reliable, high-efficiency illumination. Barracuda features IP69K / IK10 protection, it is engineered to withstand extreme conditions, including temperatures up to 248°F (120°C) in the high-temperature version. Barracuda has, a variety of optics options, and optional radiation protection, ensuring durability and flexibility for industrial, marine, and hazardous environments.




BA-48-320-AC
BA-48-320-DC
BA-48-240-AC
BA-48-240-DC

29,900-44,100 lm



BA-48-320-AC
w/Rear mounted bracket

44,100 lm



BA-48-320AC-SS
BA-48-120AC-SS-HT

20,600-44,100 lm



BA-48-120AC-HT

20,600 lm

Barracuda: Common Specifications SS=Stainless Steel, HT=High Temperature, RAD=Radiation Protection, PRO=Enhanced Version

Size

342 mm x 298 mm x 88 mm
13.4 in x 11.7 in x 3.5 in

Weight

Standard Aluminum / HT:
10.1 kg / 22.3 lb

Stainless Steel /
Stainless Steel HT:
16 kg / 35.3 lb

Operating Temperature

Standard / Stainless Steel:
-40°C / -40°F < 50°C / 122°F

HT / Stainless Steel HT:
-45°C / -49°F < 120°C / 248°F

Cable / Remote Driver

Standard / SS: 2 m PUR

HT / Stainless Steel HT:
2 m Silicone

Ingress / Impact Protection

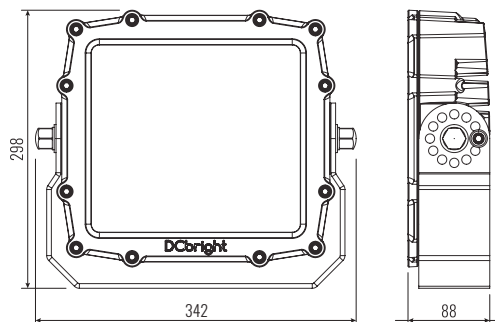
IP69K, IK10

Fixture Adjustment

±240°, 30° steps

Lumen Maintenance

360,000 hr, LM70



* Specifications differ per product.

Barracuda: Light and Power Specifications SS=Stainless Steel, HT=High Temperature, RAD=Radiation Protection, PRO=Enhanced Version

Model	Lumens (6500K CCT)	Lm/W (100%)	Power (Watts)	Voltage	Optics	CCT	Limited Warranty
BA-48-120AC-HT	20,600	172	120	90-305 Vac	120°	5000K ³	3 year
BA-48-120AC-SS-HT	20,600	172	120	90-305 Vac	120°	5000K ³	3 year
BA-33-150AC-IN	22,400	149	150	90-305 Vac	14°, 38°, 70°, 14x46°	5000K ³	3 year
BA-48-240AC ²	36,000	150	240	90-305 Vac	14°, 38°, 70°, 14x46°	5000K ³	3 year
BA-48-240DC-24V ²	33,800	141	240	24 Vdc	14°, 38°, 70°, 14x46°	5000K ³	3 year
BA-48-320AC ^{1,2}	44,100	138	320	90-305 Vac	14°, 38°, 70°, 14x46°	5000K ³	3 year
BA-48-320DC-24V ²	40,800	127	320	24 Vdc	14°, 38°, 70°, 14x46°	5000K ³	3 year
BA-48-320AC-SS ^{1,2}	44,100	138	320	90-305 Vac	14°, 38°, 70°, 14x46°	5000K ³	3 year
BA-48-320AC-SS-RAD	44,100	138	320	90-305 Vac	14°, 38°, 70°, 14x46°	5000K ³	3 year
BA-48-120AC-SS-HT-RAD	20,600	172	120	90-305 Vac	120°	5000K ³	3 year
BA-48-320AC-SS-RAD-PRO	44,100	138	320	90-305 Vac	14°, 38°, 70°, 14x46°	5000K ³	3 year
BA-48-120AC-SS-HT-RAD-PRO	20,600	172	120	90-305 Vac	120°	5000K ³	3 year

¹ Rear mounted bracket available

² Dual color available (2200-6500K)

³ Optional: 1800-6500K

DCbright Shark

Spotlighting 44.600 - 50.000 lm



Maximum Power. Versatile Performance.

The DCbright Barracuda Series is engineered for high-performance lighting in demanding environments. With output options up to 50,000 lm and a robust design, Shark offers exceptional illumination while ensuring reliability in extreme conditions. Featuring advanced IP69K and IK10 ingress protection, the Shark Series is perfect for tough industrial applications, capable of withstanding harsh temperatures ranging from -40°C to 50°C. The fixture's adjustable design ensures optimal light distribution, with a long lifespan of 345,000 hours. Available in multiple configurations, including dual-color and a range of optics, the Shark is your go-to solution for reliable, energy-efficient lighting.

DCbright Shark – Uncompromising Strength. Unmatched Performance.



SH-120-240AC-NOP

47,500 lm



SH-66-320AC
SH-66-320DC-24V
SH-66-320DC-60V

44,600 - 50,000 lm



SH-66-320AC-MARINE
SH-66-320DC-24V-MARINE
SH-66-320DC-60V-MARINE

44,600 - 50,000 lm

Shark: Common Specifications NOP=No Optics

Size

335 mm x 349 mm x 88 mm
13.2 in x 13.7 in x 3.5 in

Weight

Standard Aluminum:
9.2 kg / 20.3 lb

Operating Temperature

Standard:
-40°C / -40°F < 50°C / 122°F

Cable / Remote Driver

Standard: 2 m PUR

Ingress / Impact Protection

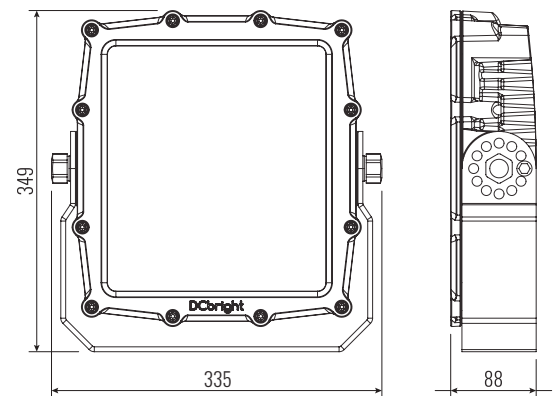
IP69K, IK10

Fixture Adjustment

±240°, 30° steps

Lumen Maintenance

345,000 hr, LM70*



* Specifications differ per product.

Shark: Light and Power Specifications NOP=No Optics

Model	Lumens (6500K CCT)	Lm/W (100%)	Power (Watts)	Voltage	Optics	CCT	Limited Warranty
SH-120-240AC-NOP	47,500	198	240	90-305 Vac	120°	5000K ³	3 year
SH-66-320AC ^{1,2,4}	50,000	156	320	90-305 Vac	14°, 38°, 70°, 14x46°	5000K ³	3 year
SH-66-320DC-24V ^{1,2,4}	44,600	144	320	24 Vdc	14°, 38°, 70°, 14x46°	5000K ³	3 year
SH-66-320DC-60V ⁴	44,600	144	320	60 Vdc	14°, 38°, 70°, 14x46°	5000K ³	3 year

¹ Rear mounted bracket available

² Dual color available (2200-6500K)

³ Optional: 1800-6500K

⁴ Marine version available

DCbright Orca

Spotlighting 39.000 - 111.300 lm



Supreme Power. Unrivaled Durability.

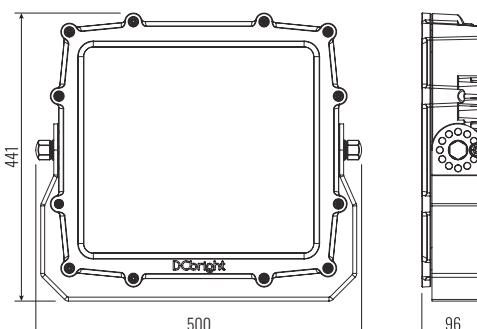
The Orca Series from DCbright offers powerful, durable, and versatile lighting solutions for a range of industrial applications. With high-efficiency LED technology, the Orca provides impressive lumen outputs up to 111,300 lm, ensuring superior illumination even in challenging environments. Its robust stainless steel and high-temperature options deliver unmatched performance in extreme conditions, with advanced ingress protection (IP69K, IK10) and adjustable fixture settings for precise light distribution. Whether you need a standard model or high-temperature options, Orca's durability, long lifespan (360,000 hours), and energy-efficient design make it the perfect choice for demanding operations. Trust Orca for reliable, high-performance lighting you can count on.

DCbright Orca – Power. Precision. Perfection.



Orca: Common Specifications SS=Stainless Steel, HT=High Temperature, OP=Optics Available

Size 500 mm x 441 mm x 96 mm 19.6 in x 17.3 in x 3.7 in	Operating Temperature Standard / Stainless Steel: -40°C / -40°F < 50°C / 122°F HT / Stainless Steel HT: -45°C / -49°F < 120°C / 248°F	Ingress / Impact Protection IP69K, IK10
Weight Standard Aluminum / HT: 22.7 kg / 50 lb Stainless Steel / Stainless Steel HT: 32 kg / 70.5 lb	Cable / Remote Driver Standard: 2 m PUR HT: 2 m Silicone	Fixture Adjustment ±240°, 30° steps
		Lumen Maintenance 360,000 hr, LM70*



* Specifications differ per product.

Orca: Light and Power Specifications SS=Stainless Steel, HT=High Temperature, OP=Optics Available

Model	Lumens (6500K CCT)	Lm/W (100%)	Power (Watts)	Voltage	Optics	CCT	Limited Warranty
OR-70-240AC-HT-OP	39,000	162	240	90-305 Vac	20°, 40°, 60°, 120°	6500K	3 year
OR-156-240AC-HT	55,000	230	240	180-528 Vac*	120°	6500K	3 year
OR-70-320AC-HT-OP	52,000	162	320	90-305 Vac	20°, 40°, 60°, 120°	6500K	3 year
OR-156-800AC ^{1 2}	111,300	139	800	180-528 Vac*	14°, 38°, 70°, 14x46°	5000K ³	3 year
OR-156-800DC-24V ²	100,200	125	800	24 Vdc	14°, 38°, 70°, 14x46°	5000K ³	3 year
OR-156-800AC-SS ²	111,300	139	800	180-528 Vac*	14°, 38°, 70°, 14x46°	5000K ³	3 year

¹ Rear mounted bracket available

² Dual color available (2200-6500K)

³ Optional: 1800-6500K

* 250-740 Vdc Option Available

DCbright Manta

Ceiling lighting 19.600 - 22.400 lm



Efficient Ceiling Lighting

Introducing the DCbright Manta Series, the perfect blend of performance and versatility for high-efficiency ceiling lighting. Designed for both recessed and surface mounting options, Manta delivers an impressive lumen range of 19,600 to 22,400 lm, providing excellent illumination for a variety of indoor applications. Featuring top-tier ingress protection (IP69K, IK07) and the ability to withstand extreme temperatures, Manta performs reliably in even the harshest environments.

Available in both standard and PRO-enhanced versions, the Manta offers customizable optics and flexible voltage configurations to meet your specific lighting needs. With a lifespan of up to 345,000 hours, the Manta Series ensures long-term, maintenance-free performance. Whether upgrading existing installations or starting fresh, Manta offers a smart, energy-efficient solution for your lighting needs.

DCbright Manta: Efficiency and Durability Above the Rest.



Manta: Common Specifications OP=Optics Available, PRO=Enhanced Version

Size & Weight

Upgrade:
380 mm x 380 mm x 20 mm
15.0 in x 15.0 in x 0.8 in
3.7 kg / 8.2 lb

Recess:
380 mm x 380 mm x 95 mm
15.0 in x 15.0 in x 3.7 in
3.9 kg / 8.6 lb

Surface:
380 mm x 380 mm x 95 mm
15.0 in x 15.0 in x 3.7 in
4.9 kg / 10.8 lb

Operating Temperature
-40°C / -40°F < 50°C / 122°F

Cable / Remote Driver

Standard: 25 cm Neoprene

Ingress / Impact Protection

IP65, IK07

Lumen Maintenance

345.000 hr, LM70*

* Specifications differ per product.

Manta: Light and Power Specifications OP=Optics Available, PRO=Enhanced Version

Model	Lumens (6500K CCT)	Lm/W (100%)	Power (Watts)	Voltage	Optics	CCT	Limited Warranty
MANTA-304-UPGRADE	20,600	206	10-100W NFC	90-305 Vac	120°	5000K ¹	3 year
MANTA-100AC-RECESS	20,600	206	10-100W NFC	90-305 Vac	120°	5000K ¹	3 year
MANTA-100AC-SURFACE	20,600	206	10-100W NFC	90-305 Vac	120°	5000K ¹	3 year
MANTA-100AC-RECESS-OP	19,600	206	10-100W NFC	90-305 Vac	30°, 120°	5000K ¹	3 year
MANTA-100AC-SURFACE-OP	19,600	206	10-100W NFC	90-305 Vac	30°, 120°	5000K ¹	3 year
MANTA-304-UPGRADE-PRO	22,400	224	10-100W NFC	90-305 Vac	120°	5000K ¹	3 year
MANTA-100AC-RECESS-PRO	22,400	224	10-100W NFC	90-305 Vac	120°	5000K ¹	3 year
MANTA-100AC-SURFACE-PRO	22,400	224	10-100W NFC	90-305 Vac	120°	5000K ¹	3 year

¹ Optional: 1700-6500K

DCbright Dark Licht

Glare-free Lighting

Patented reflector technology



Create Dark Sky compliant industrial vehicles, work sites, area, and sports field lighting



A revolutionary design, meticulously engineered to deliver uniform, glare-free illumination with virtually no spillover.

Eliminate glare for better visibility

Powerful LEDs are hidden within a deep parabolic reflector, ensuring no visible light outside the full cut-off optic, both front and rear.

Customized lighting for every application

Forward throw can be adjusted from 63° to 75° before installation to perfectly suit the lighting needs.

Maximize efficiency and reduce energy costs

The high performance LEDs and patented reflector design deliver up to 171 lumens per watt along with unparalleled uniformity, which allows greater inter-fixture spacing.

Adaptable light distribution for any space

Square parabolic reflector modules rotate 90° in both directions, allowing you to completely alter the light distribution.

DCbright Dark Light®

Glare-free Area Lighting 54,700 - 307,800 lm

Patented reflector technology



Dark Light Original: Precision Engineered LED Lighting.

Discover unparalleled lighting performance with Dark Light Original LED solutions, designed for efficiency and superior illumination. Our patented technology ensures uniform, glare-free lighting with virtually no spillover, maximizing visibility and reducing energy costs. The deep parabolic reflectors house powerful LEDs, ensuring no visible light outside the full cut-off, both front and rear, which significantly improves visibility. With high-performance LEDs providing up to 171 lumens per watt, the system reduces energy consumption while allowing for greater fixture spacing. The forward throw can be adjusted from 63° to 75°, making it highly customizable to suit specific lighting needs. Additionally, square parabolic reflector modules rotate 90° in both directions, offering adaptable light distribution for any space.



DL-01-320AC
DL-01-400AC
DL-01-600AC & 600DC

54,700 - 102,600 lm



DL-02-800AC
DL-02-1200AC

136,800 - 205,200 lm



DL-03-1800AC

307,800 lm

Dark Light Original: Common Specifications

Weight & Size

DL-01-320AC:
14.9 kg / 32.8 lb
365 mm x 550 mm x 160 mm
14 in x 22 in x 6.3 in

DL-01-400AC:
15 kg / 33.1 lb
365 mm x 550 mm x 160 mm
14 in x 22 in x 6.3 in

DL-01-600AC & 600DC:
14 kg / 30.9 lb
365 mm x 550 mm x 160 mm
14 in x 22 in x 6.3 in

DL-02-800AC:
24.5 kg / 54 lb
635 mm x 550 mm x 160 mm
25 in x 22 in x 6.3 in

DL-02-1200AC:
25.4 kg / 56 lb
635 mm x 550 mm x 160 mm
25 in x 22 in x 6.3 in

DL-03-1800AC:
33.5 kg / 73.9 lb
905 mm x 550 mm x 160 mm
36 in x 22 in x 6.3 in

Operating Temperature

-40°C / -40°F < 50°C / 122°F

Cable / Remote Driver

2 m PUR

Ingress / Impact Protection

IP67, IK08

Color Consistency

< 3-Step McAdams Ellipse

CRI

70 Standard; 80+, 90+ Optional

Dual CCT

Available

Lumen Maintenance

345,000 hr, LML0

CCT

Standard: 4000K
Optional: 1700 - 5700K

Dimming

Std. 0-10; Optional DALI

Optical Adjustment

63° - 75° Full cut-off

Optical Distribution

Asymmetrical, w/field-adjustable cut-off

Limited Warranty

7 years

Dark Light Original: Light and Power Specifications

Model Number	Lumens	Efficacy @ 4000K/5700K CCT	Power (Watts)	Voltage	Driver
DL-01-320AC ¹	54,700	171	320	180-528 Vac/250-740 Vdc	Internal*
DL-01-400AC ¹	68,400	171	400	180-528 Vac/250-740 Vdc	Internal*
DL-01-600AC ^{1,2}	102,600	171	600	180-528 Vac/250-740 Vdc	Remote
DL-01-600DC-24V ^{1,2}	102,600	171	600	24 Vdc	Remote
DL-02-800AC ^{1,2}	136,800	171	800	180-528 Vac/250-740 Vdc	Remote
DL-02-1200AC ^{1,2}	205,200	171	1200	180-528 Vac/250-740 Vdc	Remote
DL-03-1800AC ^{1,2}	307,800	171	1800	180-528 Vac/250-740 Vdc	Remote

¹ Industrial & Architectural available

² Dual color available (1700-5700K)

* Optional Remote Available

DCbright Dark Licht

Glare-free Area Lighting 4.800 - 51.300 lm

Patented reflector technology



Dark Licht M-series: Innovative Lighting with Maximum Efficiency.

The Dark Licht M-series is engineered to provide uniform, glare-free illumination with virtually no Glare and light spill. Featuring advanced LED technology and an optimized reflector design, these lights deliver up to 171 lumens per watt for greater energy efficiency and reduced operating costs. With a customizable forward throw range of 63° to 75° and adjustable light distribution, these lights are ideal for a variety of applications, offering tailored lighting solutions for every need. The high-performance LEDs and robust parabolic reflector modules ensure improved visibility, making the Dark Licht M-series the perfect choice for demanding environments. With an IP69 and IK08 rating, these lights are built to withstand harsh conditions, providing long-lasting performance and durability.



DL-M-30DC-24V
DL-M-30DC-12-36V

4,800 lm

DL-S-60
DL-S-75

10,300 - 12,800 lm

DL-M-150DC-24V
DL-M-150AC

25,700 lm

DL-M-300DC-24V
DL-M-300AC

51,300 lm

Dark Licht M-series: Common Specifications

Size

DL-M-30:
170 mm x 120 mm x 70 mm
6.7 in x 4.7 in x 2.8 in

DL-M-150:
250 mm x 230 mm x 140 mm
9.8 in x 9.1 in x 5.5 in

DL-M-300:
370 mm x 230 mm x 150 mm
14.6 in x 9.1 in x 5.9 in

Weight

DL-M-30: 1 kg / 2.2 lb
DL-M-150: 3.6 kg / 7.9 lb
DL-M-300: 5.5 kg / 12.1 lb

Operating Temperature
-40°C / -40°F < 50°C / 122°F

Ingress / Impact Protection
DL-M-series: IP69, IK08

Color Consistency

< 3-Step McAdams Ellipse

CRI

Standard: 70
Optional: 80, 90

Lumen Maintenance

345,000 hr, LM70

CCT

Standard: 4000K
Optional: 1700 - 5700K

Dimming

Std. 0-10; Optional DALI

Optical Adjustment

63° - 75° Full cut-off

Optical Distribution

Asymmetrical, w/field-adjustable cut-off

Fixture Adjustment

Fixed

Limited Warranty

DL-M-series: 3-5 years

Dark Licht M-series: Light and Power Specifications

Model Number	Lumens	Efficacy @ 4000K/5700K CCT	Power (Watts)	Voltage	Driver
Dark Licht M-30					
DL-M-30DC-24V ^{1 2}	4,800	160	30	24 Vdc	Internal
DL-M-30DC-12-36V ^{1 2}	4,800	160	30	12-36 Vdc	Internal
Dark Licht M-150					
DL-M-150DC-24V ^{1 2}	25,700	171	150	24 Vdc	Internal
DL-M-150AC	25,700	171	150	90 - 305 Vac / 127 - 420 Vac	Remote
Dark Licht M-300					
DL-M-300DC-24V ^{1 2}	51,300	171	300	24 Vdc	Internal
DL-M-300AC	51,300	171	300	90 - 305 Vac / 127 - 420 Vac	Remote

¹ Dual color available
(1700-5700K)

² Marine version available

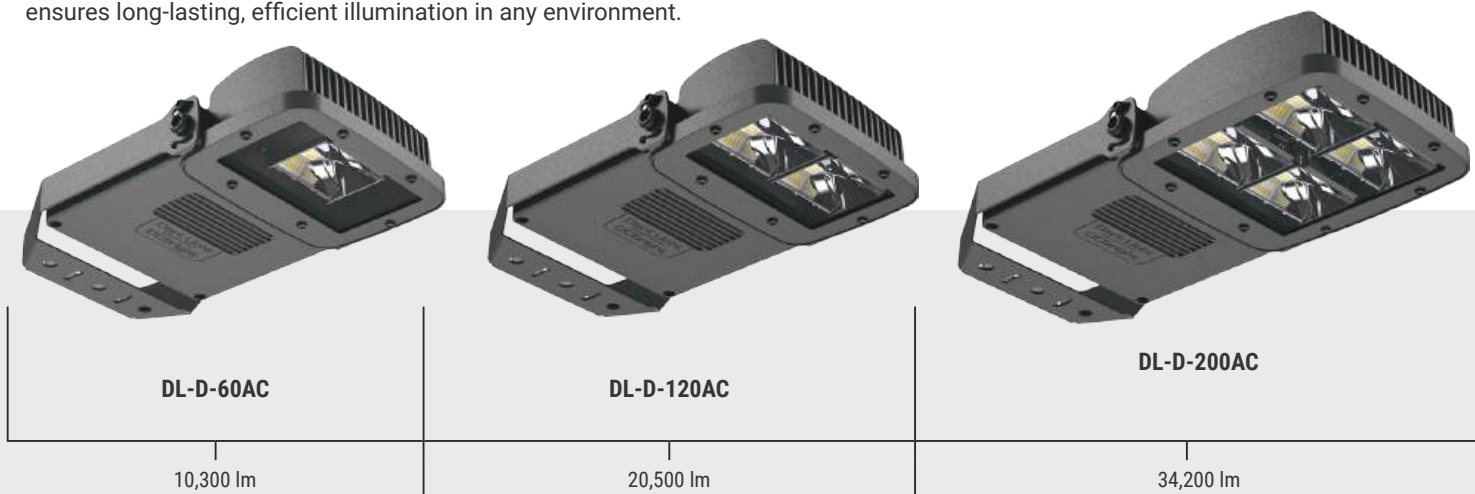
DCbright Dark Licht

Glare-free Area Lighting 10.300 - 34.200 lm

Patented reflector technology

Dark Licht S & D-series: Efficient, Glare-Free Illumination.

The Dark Licht S & D-Series offers precise, glare-free lighting with high-efficiency LEDs delivering up to 32,200 lumens. Designed for versatility, these fixtures feature adjustable forward throw (63° to 75°) and customizable light distribution, making them ideal for various applications. Built with durable, corrosion-resistant stainless steel, they provide reliable performance and energy savings, reducing maintenance costs. Perfect for industrial, commercial, and outdoor spaces, the Dark Licht S & D-Series ensures long-lasting, efficient illumination in any environment.



Dark Licht S & D-series Common Specifications SS=Stainless Steel

Size	Weight	Ingress / Impact Protection	Lumen Maintenance	Optical Distribution
DL-S: 260 mm x 200 mm x 130 mm 10 in x 7.9 in x 5.1 in	DL-S: 2.3 kg / 5.1 lb	DL-S: IP69, IK08	345,000 hr, LM70	Asymmetrical, w/field-adjustable cut-off
DL-D60 / 120: 440 mm x 270 mm x 110 mm 17 in x 11 in x 4.3 in	DL-D60: 6.9 kg / 15.2 lb DL-D120: 7.1 kg / 17.7 lb	DL-D: IP67, IK08	CCT Standard: 4000K Optional: 1700 - 5700K	Fixture Adjustment ±20°, stepless
DL-D200: 540 mm x 270 mm x 110 mm 21 in x 11 in x 4.3 in	DL-D200: 8.5 kg / 18.7 lb	Color Consistency < 3-Step McAdams Ellipse	Dimming Std. 0-10; Optional DALI	Limited Warranty S, D-series: 3-5 years D-series area: 7 years
	Operating Temperature -40°C / -40°F < 50°C / 122°F	CRI Standard: 70 Optional: 80, 90	Optical Adjustment 63° - 75° Full cut-off	
	Cable / Remote Driver 2 m PUR			

Dark Licht S & D-series Light and Power Specifications SS=Stainless Steel

Model Number	Lumens	Efficacy @ 4000K/5700K CCT	Power (Watts)	Voltage	Driver
Dark Licht S60-75					
DL-S-60DC-24V	10.300	171	60	24 Vdc	Internal
DL-S-60DC-12-24V	10.300	171	60	12-24 Vdc	Internal
DL-S-60DC-24V-SS	10.300	171	60	24 Vdc	Internal
DL-S-75DC-24V	12,800	171	75	24 Vdc	Internal
DL-S-75DC-24V-SS	12,800	171	75	24 Vdc	Internal
DL-S-75AC	12,800	171	75	90-305 Vac/127-420 Vdc	Remote
DL-S-75AC-SS	12,800	171	75	90-305 Vac/127-420 Vdc	Remote
Dark Licht D120 D60-200					
DL-D-60AC	10,300	171	60	90-305 Vac/127-420 Vdc	Internal
DL-D-120AC	20,500	171	120	90-305 Vac/127-420 Vac	Internal
DL-D-200AC	34,200	171	200	90-305 Vac/127-420 Vac	Internal

¹ Dual color available (1700-5700K)

DCbright Dark Licht

Glare-free Area Lighting 9.600 - 16.000 lm

Patented reflector technology



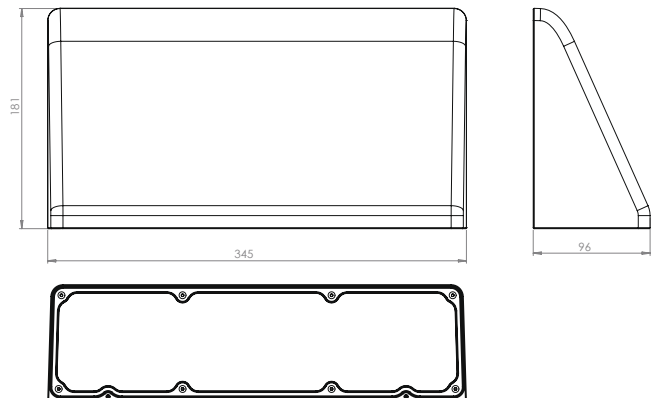
Dark Licht Wall Pack: Wall Mounted Luminaire.

Introducing the Dark Licht WP series, a revolutionary wall-mounted luminaire designed for high-performance and superior visibility. This sleek lighting solution provides uniform, glare-free illumination with virtually no spillover, thanks to its unique deep parabolic reflector. With an adjustable forward throw range of 63° to 75°, it can be easily customized to meet the specific lighting needs of any space. Featuring high-efficiency LEDs that deliver up to 160 lumens per watt, this luminaire not only maximizes energy savings but also reduces the number of fixtures needed for broader coverage. Whether you're lighting up outdoor spaces, architectural elements, or creating a focused ambiance, the Dark Licht WP series offers adaptable light distribution, along with a robust construction that is rated for both durability and long-lasting performance. Available in two models, the DL-WP60-AC and DL-WP100-AC, this luminaire combines functionality with cutting-edge design.



Dark Licht WP-series: Common Specifications

Size	CRI
340 mm x 180 mm x 100 mm 12.6 in x 7.1 in x 3.9 in	Standard: 70 Optional: 80, 90
Weight	Lumen Maintenance
4.0 kg / 8.8 lb	345,000 hr, LM70
Operating Temperature	CCT
-40°C / -40°F < 50°C / 122°F	Standard: 4000K Optional: 1700 - 5700K
Cable / Remote Driver	Optical Adjustment
30 cm Neoprene	63° - 75° Full cut-off
Ingress / Impact Protection	Optical Distribution
IP69K, IK08	Asymmetrical, w/field-adjustable cut-off
Color Consistency	Limited Warranty
< 3-Step McAdams Ellipse	3-5 years



Dark Licht WP-series: Light and Power Specifications

Model Number	Lumens	Efficacy @ 4000K/5700K CCT	Power (Watts)	Voltage	Driver
Dark Licht WP series					
DL-WP60-AC	9,600	160	60	90 - 305 Vac 127 - 420 Vdc	Internal
DL-WP100-AC	16,000	160	100	90 - 305 Vac 127 - 420 Vdc	Internal

DCbright Accessories

Controls & Switch Boxes

Adjust your DCbright lighting with easy-to-use, easy-to-install controllers.

The DCbright Control™ light operation system enables remote control of lighting via a LoRa Mesh network, allowing individual lights to be switched on/off or dimmed as needed.

- Free DCbright Control app works with Android® and iOS® mobile phones and tablets
- Reliable, long range operation up to 1 km / 5/8 mi
- All regions of the world are supported with dip-switch selectable operating frequencies, ensuring optimized performance

GATEWAY Specifications

Part number: DCB-FLCS-GW01
Input power: 9V DC - 2.2 A
LAN: 10/100 Mbit
RF output power: 22 dBm (max)
Network protocol: LoRa Mesh
Installation location: Indoor

Transceiver Specifications

Part number: DCB-FL-TR-01
Input voltage: 12V DC
RF output power: 22 dBm (max)
Output: 2x 0-10V DC
Output current: 2x 40mA (max)
IP-rating: IP65



DCbright Switch Box: Robust, vehicle-mounted power distribution

The DCbright switch box is designed to replace relays in 12V and 24V systems, significantly simplifying standard setups. Key features include:

- No wire connections between relays and fuse boxes
- No switching contacts
- Solid-state switches for increased system reliability
- Easy debugging with LED indicators for inputs, outputs, and fuses



Switch box Specifications

Working voltage: 12 - 24 Vdc
Available versions: 8 and 12 channel
Max current: 14A per channel
Control input V/I: 12V at 1.0mA, 24V at 3.5mA
Protections
Short circuit proof: Yes
Over voltage protection: 12V=17V, 24V-L=31V, 24V-H=39V, 48V=66V

DCbright Accessories

Stabilizing Brackets



Illuminate your workspace with DCbright's self-leveling luminaire stabilizers. This innovative bracket ensures perfect alignment and minimal swing with every movement of the boom, providing optimal lighting in any situation. Wherever you install the product, our brackets provide stability and smooth movement, enhancing the quality of your site lighting.

DCbright stabilizing brackets are fixture-specific, with a wide variety of options and configurations. With robust construction and easy installation, our stabilizing brackets simplify the requirement to provide high-quality lighting at optimal levels to illuminate your working area. All stabilizing and crane brackets are made from 304/316 stainless steel with dual layer powder paint finish and come with a 5 year warranty.



Barracuda + Driver Stabilizing Bracket

Compatible luminaire:

BA-48-320AC

Bracket material:

304 / 316 Stainless Steel

Bracket weight:

9.3 kg

Driver option:

Remote on bracket



Orca + Driver Stabilizing Bracket

Compatible luminaire:

OR-156-800AC

Bracket material:

304 / 316 Stainless Steel

Bracket weight:

9.7 kg

Driver option:

Remote on bracket



Shark Stabilizing Bracket

Compatible luminaires:

SH-66-320AC
SH-66-320DC-60V

Bracket material:

304 / 316 Stainless Steel

Bracket weight:

7.1 kg

Driver option AC:

Remote



Orca Stabilizing Bracket

Compatible luminaire:

OR-156-800AC

Bracket material:

304 / 316 Stainless Steel

Bracket weight:

8.7 kg

Driver option:

Remote

Get in contact for an full list of the stabilizing bracket.

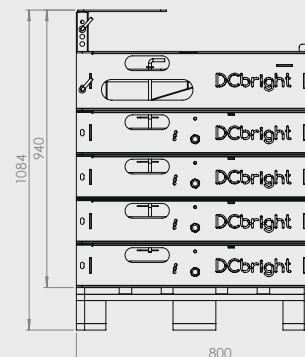


DCbright Accessories

Construction Crane & Boom Brackets



DCbright Construction Crane Brackets are built for rental companies and construction firms to boost on-site safety, reduce light pollution, and enhance sustainability. Made from 5 mm hot dip galvanized steel, they install easily with a robust pin system and adjustable back, fitting all tower crane brands. With options like full cut-off lighting or a smart distribution bracket powering up to four lights, these rugged brackets are backed by a 5-year warranty.



**Compact,
stackable
storage**

The compact and efficient design, has been optimized for use and for storage. When not in service up to 16 units can be stacked on a standard pallet, optimizing transport and storage.



Barracuda Boom Bracket

Compatible luminaire: 4x BA-48-320AC

Configuration: 4x Luminaire Bracket + 1x Driver Bracket

Driver option: Remote on bracket

Weight: 48.5 kg

Dimensions: 700 x 510 x 740 mm

Orca Crane Bracket

Compatible Luminaire: OR-156-800AC

Driver option: Remote on bracket

Weight: 82.6 kg

Dimensions: 800 x 1200 mm

DL-CCB-400+DIS

Luminaire type: DL-01-400AC



Driver type: Remote

Distribution: 4 x 400V / 230V

Connector type: 3/4/5P

Distribution Box material: polycarbonate

Bracket dimensions: 600 x 800 mm



DL-CCB-600+DR

Luminaire type: DL-01-600AC

Driver type: DR2-BOX-DL-O600AC

Bracket + lamp weight: 45.4 kg

Lamp tilt-drop settings: 0° - 10° - 20° - 90°

Bracket dimensions: 600 x 800 mm

DL-CCB-600+DR-RF-DUO

Luminaire type: DL-1-600AC-DUO

Driver type: DR2-BOX-DL-O600AC RF Color switching 2200k / 4000K

Bracket + lamp weight: 45.4 kg

Lamp tilt-drop settings: 0° - 10° - 20° - 90°

Bracket dimensions: 600 x 800 mm

DL-CCB-4x600-DIS

Distribution: 4 x 400V / 230V

Connector type: 3/4/5P

Distribution Box material: polycarbonate

Bracket dimensions: 600 x 800 mm

DL-CCB-600-SET

The Dark Light Crane Bracket set includes:


- 4x DL-CCB-600+DR
- 1x DL-CCB-4x600-DIS
- 1x 60 meter 5 x 2.5 mm neoprene cable

Designed for easy stacking on a pallet, this set offers an ideal compact shipping and storage solution.

Get in contact for an full list of the construction crane & boom brackets.

Light Towers

XXX



The StealthLite Pro Series is a versatile, high-performance light tower engineered for critical illumination tasks requiring maximum visibility with minimal operator and environmental glare.

Key Features & Specifications:

Power Supply: Universal AC input for seamless operation on 110V or 230V mains power. Ready for any site.

Illumination Options: Configured with your choice of:

(Option A) 4 or 6 x 150W DARK-LIGHT™ Fixtures: Provides superior glare-free, wide-area lighting. Emits a stealth light beam virtually invisible from a distance, eliminating light pollution and preserving night vision for operators and surrounding areas. Ideal for security, sensitive environments, and extended-duration work.

(Option B) 4 or 6 x SNAPPER Long-Range Spotlights: Delivers intense, focused beams for extended throw distance, illuminating perimeter areas and specific targets with precision.

Deployment System: Features an integrated electric boom with simple, push-button UP/DOWN control located conveniently on the tower housing. Enables quick, effortless, and safe height adjustment without manual cranking.

Mobility & Handling: Built for easy transport and positioning.

Fork Truck Channels: Integrated slots at the base for safe and standard forklift handling.

Lifting Hooks: Certified lifting points for crane or hoist relocation.

Design: Robust, all-weather construction for reliable performance in demanding conditions.

Ideal For: Construction sites, emergency response, security & perimeter lighting, filming locations, mining, infrastructure projects, and any application where controllable, high-output lighting is required without disruptive glare.

For a specification plate or simple side marking, you could condense it to:

Model: StealthLite Pro

Power: 110V or 230V AC

Lights: 4 or 6x 150W DARK-LIGHT (Glare-Free) or 4 or 6x SNAPPER (Long-Range)

Boom: Electric, Push-Button

Lifting: Fork Slots & Lifting Hooks



* Specifications differ per product.

Light Tower Specifications

Model Number	Lumens	Efficacy @ 4000K/5700K CCT	Power (Watts)	Voltage Range	Weight
DCB_LPL_8M_4xSN	105.000lm	175	600	90 - 305 Vac / 180-528 Vac	?
DCB_LPL_8M_4xM150	102.600lm	171	600	90 - 305 Vac / 180-528 Vac	?
DCB_LPL_8M_6xSN	186.840lm	173	1080	90 - 305 Vac / 180-528 Vac	?
DCB_LPL_8M_6xM150	153.900lm	171	900	90 - 305 Vac / 180-528 Vac	?
DCB_LPL_8M_4xM300	205.200lm	171	1200	90 - 305 Vac / 180-528 Vac	?

Light Poles



DCBRIGHT LIGHT POLES | BUILT ON STRENGTH, FINISHED FOR ENDURANCE

Core: High-Strength 355MPa Steel
 Protection: Hot-Dip Galvanized Base
 Finish: Optional 200µm or 280µm C5-M Powder Coat
 Promise: Engineered for extreme environments and decades of service.
 Request specs and a quote for your next project.

Hot Dip Galvanized (optional 200um or C5-M 280um Powder Coat)



Light Pole Specifications

Model	Height	Diameter	Profile	Weight	Sections	Anchor	Rated Light	Max Wind Speed
DCB - 4M - C S1 - 355 - HG	4 m	156	Round	54 kg	1	Pile	1 x DL1200	30m/s
DCB - 6M - C S1 - 355 - HG	6 m	156	Round	67 kg	1	Pile	1 x DL1200	30m/s
DCB - 7M - C S1 - 355 - HG	7 m	175	Round	84 kg	1	Pile	1 x DL1200	30m/s
DCB - 8M - C S1 - 355 - HG	8 m	175	Round	113 kg	1	Pile	1 x DL1200	30m/s
DCB - 10M - C S1 - 355 - HG	10 m	191	Round	153 kg	1	Pile	2 x DL1200	30m/s
DCB - 12M - C S2 - 355 - HG	12 m	211	Round	198 kg	2	Pile	2 x DL1200	56m/s
DCB - 15M - OC S2 - 355 - HG	15 m	297	Octagonal	374 kg	2	Pile	3 x DL1200	56m/s
DCB - 15M - C S2 - 355 - HG	15 m	297	Round	380 kg	2	Pile	3 x DL1200	56m/s
DCB - 18M - OC S2 - 355 - HG	18 m	357	Octagonal	469 kg	2	Pile	3 x DL1200	56m/s
DCB - 18M - C S2 - 355 - HG	18 m	357	Round	537 kg	2	Pile	3 x DL1200	56m/s
DCB - 20M - OC S3 - 355 - HG	20 m	417	Octagonal	736 kg	2	Pile	3 x DL1200	56m/s
DCB - 22M - OC S3 - 355 - HG	22 m	417	Octagonal	813 kg	3	Pile	3 x DL1200	56m/s
DCB - 26M - OC S3 - 355 - HG	26 m	678	Octagonal	1,874 kg	3	Pile	12 x DL1200	56m/s
DCB - 30M - OC S4 - 355 - HG	30 m	773	Octagonal	3,160 kg	4	Pile	12 x DL1200	56m/s
DCB - 40M - OC S5 - 355 - HG	40 m	1095	Octagonal	6,326 kg	5	Pile	12 x DL1200	56m/s
DCB - 45M - OC S5 - 355 - HG	45 m	1305	Octagonal	8,695 kg	5	Pile	12 x DL1200	56m/s
DCB - 50M - OC S6 - 355 - HG	50 m	1517	Octagonal	11,200 kg	6	Pile	12 x DL1200	56m/s
DCB - 12M - C S2 - 355 - HG - STEPS	12 m	211	Round	250 kg	2	Pile	2 x DL1200	30m/s
DCB - 15M - OC S2 - 355 - HG - STEPS	15 m	297	Octagonal	384 kg	2	Pile	2 x DL1200	56m/s
DCB - 15M - C S2 - 355 - HG - STEPS	15 m	297	Round	430 kg	2	Pile	3 x DL1200	56m/s
DCB - 18M - OC S2 - 355 - HG - STEPS	18 m	357	Octagonal	593 kg	2	Pile	3 x DL1200	56m/s
DCB - 18M - C S2 - 355 - HG - STEPS	18 m	357	Round	605 kg	2	Pile	3 x DL1200	56m/s
DCB - 4M - C S1 F - 355 - HG	4 m	300	Round	54 kg	1	Flange	1 x DL1200	30m/s
DCB - 6M - C S1 F - 355 - HG	6 m	300	Round	67 kg	1	Flange	1 x DL1200	30m/s
DCB - 7M - C S1 F - 355 - HG	7 m	350	Round	84 kg	1	Flange	1 x DL1200	30m/s
DCB - 8M - C S1 F - 355 - HG	8 m	350	Round	113 kg	1	Flange	1 x DL1200	30m/s
DCB - 10M - C S1 F - 355 - HG	10 m	350	Round	153 kg	1	Flange	2 x DL1200	30m/s
DCB - 12M - C S2 F - 355 - HG	12 m	400	Round	198 kg	2	Flange	2 x DL1200	56m/s
DCB - 15M - OC S2 F - 355 - HG	15 m	480	Octagonal	374 kg	2	Flange	3 x DL1200	56m/s
DCB - 15M - C S2 F - 355 - HG	15 m	480	Round	380 kg	2	Flange	3 x DL1200	56m/s
DCB - 18M - OC S2 F - 355 - HG	18 m	520	Octagonal	469 kg	2	Flange	3 x DL1200	56m/s
DCB - 18M - C S2 F - 355 - HG	18 m	520	Round	537 kg	2	Flange	3 x DL1200	56m/s
DCB - 20M - OC S3 F - 355 - HG	20 m	550	Octagonal	736 kg	3	Flange	3 x DL1200	56m/s
DCB - 22M - OC S3 F - 355 - HG	22 m	550	Octagonal	813 kg	3	Flange	3 x DL1200	56m/s
DCB - 26M - OC S3 F - 355 - HG	26 m	870	Octagonal	1874 kg	3	Flange	12 x DL1200	56m/s
DCB - 30M - OC S4 F - 355 - HG	30 m	940	Octagonal	3160 kg	4	Flange	12 x DL1200	56m/s
DCB - 40M - OC S5 F - 355 - HG	40 m	1300	Octagonal	6326 kg	5	Flange	12 x DL1200	56m/s
DCB - 45M - OC S5 F - 355 - HG	45 m	1500	Octagonal	8695 kg	5	Flange	12 x DL1200	56m/s
DCB - 50M - OC S6 F - 355 - HG	50 m	1700	Octagonal	11200 kg	6	Flange	12 x DL1200	56m/s

DCbright

sales@dcbright.com
www.dcbright.com
www.darklicht.com